

Daily non-negotiables:

1) Reading - 30 minutes

Group 1:

- [Phonics sounds](#)
- [Spell the words](#)
- [Read to an adult](#)

Group 2:

- [Phonics sounds](#)
- [Spell the words](#)
- [Read to an adult](#)
- Reading skills - Visualise

2) Spelling - 20 minutes

3) P.E. - [Cosmic Kids](#)

English

Writing a recount- Past tense

A recount is written in the **past tense** as it is about an event or experience that has already happened.

Watch the [video](#) and complete the activity on past and present tense.

Hint: The -ed suffix is used in the past tense. Challenge- Choose 3 past tense verbs to write in sentences.

Maths

Recognise equal groups

Watch the video, complete the activities and check your answers.

[Video](#)

[Worksheet](#)

[Answers](#)

PSHE

Identifying unsafe situations



Look at the [360 photo](#) (click and drag to look around).

Can you spot the dangers? How could these dangers be made safe? Write these down and check by clicking on the danger in the picture.

Challenge: Have a go at the [online quiz](#).

Reading skills: Visualise

Visualising is when you can see a picture in your mind. You imagine it! Carefully read the text from Monday and draw what you can see in your mind. We know that we've achieved this when we have a picture that the author 'painted in words.'

In the Mind's Eye



Text Title: _____

Recognise equal groups

1 Complete the sentences.

a)



There are pairs with mittens
in each pair.

There are mittens altogether.

b)



There are groups with
counters in each group.

There are counters altogether.

2 Tick the unequal group.



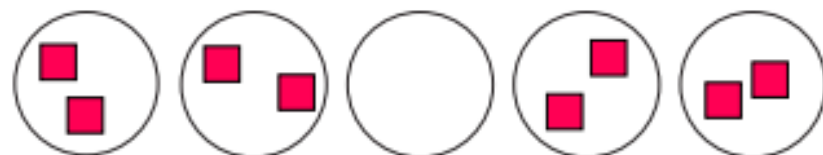
3 Complete the equal groups and sentences.

a)



There are groups with in
each group.

b)



There are groups with in
each group.

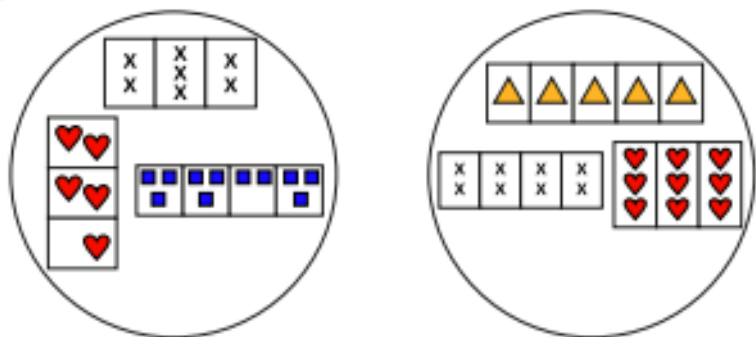


c)



There are groups with in each group.

4 a) How has Annie sorted these groups?

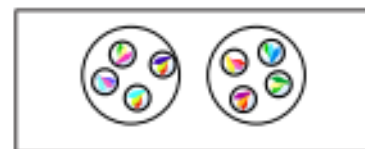


b) Draw a line to show where this group belongs.



5 Match the sentences to the pictures.

There are 3 equal groups with 5 in each group.




There are 4 equal groups with 2 in each group.



There are 2 equal groups with 4 in each group.



6



I can see 5 equal groups of 2



Is Whitney correct? _____

Talk to a partner.

Remember, when you write a recount, you should:

1. Write in the **first person** because it happened to **you**.

For example: **I felt excited.**

2. Use the **past tense** because the events have already happened.

For example: **It was the biggest fish I had ever seen!**

3. Write about events in the **order** in which they happened.
4. Use **time adverbials** such as: **firstly, next, then and finally.**
5. Use **descriptive words** to help your reader imagine they were there with you.

For example: **The fish was shiny and slippery.**

6. Focus on the most **exciting** parts of the story.



Verb Sorting Activity

When did it happen? Cut out the verbs on the other page and sort them on this page.

Past

Present

jumped

kicked

kiss

speak

hugged

walked

sleep

went

grab

eat

growled

look

bought

give

gave

buy

smell

smelled

yell

get

Below is a list of the dangers in the 360 photo

Toaster – things that use electricity should not be near water as it could cause an electric shock. Bad electric shocks can cause burns or even make someone become unresponsive and stop breathing.

Hot pans – on the cooker should always have their handles turned safely away from where they can be knocked. Hot pans can lead to bad burns

Liquitabs – for washing clothes or dishes have very dangerous chemicals inside them. They are often brightly coloured, so they may look fun but they can cause burns or poisoning

Hot irons – can cause burns. They are also very heavy and can cause bumps and bruises if they fall on someone

Wires/trips – things lying on the floor like power cables could cause someone to trip over and fall. This could cause a nasty bump or even a broken bone.

Heavy objects that could fall – heavy things close to the edge of surface could fall and cause bad bumps and bruises.

Knives – should not be left out where young children could reach them. Accidents can lead to bad cuts and bleeding.

Cloths near hobs - tea towels and other items near a hob can catch fire. Fires can cause damage and burns.