


Red Deer-Upper Key Stage 2—Anglo Saxons and Vicious Vikings- Autumn 2nd 2020


Week 1: Beowulf: News-paper article.



Week 2: Beowulf– News-paper 2



Week 3: Beowulf– De-scriptive writing.



Week 4: Researching and writing biography of Sci-entist: Jane Goodall.



Week 5: Chronological reports– Viking Empire.



Week 6: Viking boy– Dia-ry entries.



Week 7: Viking boy– Letters.



Session 1: Geography: Viking Invasions.

LO: I am learning to develop a chronologically secure knowledge and understanding of British, local and world history, establishing clear narratives.

Use maps of Great Britain and Europe and annotate where the Viking invaders came from.



Session 2: Geography: Scandinavian Secrets!

LO: I am learning to use maps, atlases, globes and digital/computer mapping to locate countries and describe features studied. Children to locate Scandavia on a map and compare the physical geography of Norway to that of Sweden and Denmark. How does this compare to Elveden too? ICT Research



Session 3: Science: Animal Classification – Vertebrates. LO: To describe how living things are classified into broad groups - Vertebrates.

Provide children with facts about characteristics of 4 vertebrates animal groups. (mammals, birds, reptiles, amphibian) Can they sort them into their correct categories?



Session 4: Geography: Anglo Saxon Origins.

LO: I am learning to locate the world's countries, using maps to focus on Europe concentrating on their environmental regions, key physical and human characteristics, countries, and major cities.



Looking at the Anglo Saxon origins and their journey to the UK, including where they settled.

Session 5: History: Anglo Saxon Life.

LO: I am learning to understand the Viking and Anglo-Saxon struggle for the Kingdom of England to the time of Edward the Confessor .

Children to research and write a diary of a day in the life of an Anglo Saxon, prior to the Viking invasion.



Session 6: Science: Animal Classification - Vertebrates. LO: To describe how living things are classified into broad groups– Vertebrates.

Children researching and creating fact file/poster displaying the observable characteristic of the fish group.



Session 7: History: First King of England!

LO: I am learning to address and sometimes devise historically valid questions about change, cause, similarity and difference and significance.



Children to discuss and research British Kings such as Alfred the Great and Athelstan and look at how they dealt with the Viking invasions.

Session 8:History: Viking Warriors!

L.O. I am learning to identify similarities and differences between ways of life in periods of history.

To understand what happened during the Viking invasions and know what Viking warriors were like.



Session 9: Science: Terrific Turtles

LO: I can give reasons for classifying animals based on specific characteristics. Children shown some clips of turtles, their habitats and how they lay their eggs. Children looking at different pictures of turtles. What do they notice? What's the same? What's different? When comparing the turtle to other animals? What category does a turtle fit into?



Children to hold a debate - if turtles should be protected.

Session 10: History: Artefacts and sources!

L.O. I am learning to understand how our knowledge of the past is constructed from a range of sources. Research an artefacts in more detail. Become history detectives and present your findings through a presentation.



Session 11: ICT lessons) x2

L.O. I am learning to log information on a spreadsheet and create a blog.

Children will gather evidence of local artefacts found in our region and create a spreadsheet, collating this information and produce a blog

Session 12 Science: Classification: Marine Invertebrates. LO: To describe how living things are classified into broad groups - invertebrates.

Provide children with images of some Marine Invertebrates: echinoderms (starfish/sea-urchins), crustaceans (crabs/lobsters) coelenterates (jellyfish/sea-anemone). Children to use the images to create a mini fact file for each image. Include key vocab: exoskeleton.



Session 13: DT Viking Saxon Coins.

L.O. I am learning to improve their mastery of art and design techniques, including drawing, painting and sculpture with a range of materials. L.O: select from and use a wider range of tools and equipment to perform practical tasks [for example, cutting, shaping, joining and finishing], accurately Children to make Saxon coins by replicating and research what has been found in our local area.

Session 14: Philosophy4Children


L.O. I am learning to question and discuss a range of wider related issues.

Children to explore the ideas of fairness through the lesson: The Workers in the Vineyard.



Session 15: Science: Classification: Marine Invertebrates.

L.O: To describe how living things are classified into broad groups- invertebrates. Children researching and creating fact file/poster displaying the observable characteristic of a marine invertebrate. To include labelled diagram and photographs.



Session 16: DT: Projects on a Page Lesson

1. L.O. I am learning to formulate a clear plan, including a step-by-step list of what needs to be done and lists of resources to be used . Children to make lists of equipment and tools they will need and formulate a step by step plan for making structure—a shelter for an Anglo-Saxon Village.



Session 17: DT :Projects on a Page Lesson

2 L.O. I am learning to competently select from and use appropriate tools to accurately measure, mark out, cut, shape and join construction materials to make frameworks.

Children to begin to make outdoor structures (Forest Schools)

Session 18: DT : Projects on a Page Lesson

3. L.O. I am learning to critically evaluate their products against their design specification, intended user and purpose, identifying strengths and areas for development, and carrying out appropriate tests. Children to test and evaluate their products.



Music:
Charanga—Classroom Jazz Autumn 2nd

ICT:
Purple Mash: Spreadsheets and Blogging 6.3 and 6.4.

SMSC:
Moral Day

French
Rigolo 2: Unit 8: Clothing.

P.E:
Swimming and Football

Young Leaders Award:
Session 2: Leadership Skills (Approx 2 lessons)

R. E:
Islam: Tawhid

R.S.H.E
Celebrating Difference (Jigsaw)

