

Key Stage 1 – Spring 1st – Chinese Connection

<p>Week 1: Fiction</p> <p>We will be writing our own stories using Talk for Writing.</p> 	<p>Week 2: Fiction</p> <p>We will be writing our own stories using Talk for Writing.</p> 	<p>Week 3: Fiction</p> <p>We will be writing our own stories using Talk for Writing.</p> 	<p>Week 4: Non-fiction</p> <p>Non-chronological reports about Chinese New Year!</p>	<p>Week 5: Non-fiction</p> <p>Non-chronological reports about Chinese New Year!</p>
--	--	--	---	---

R.E:
We will be learning about Allah and Mercy through Islam.



P.E:
Invasion Games (Football)



RSHE:
Dreams and Goals (Jigsaw)




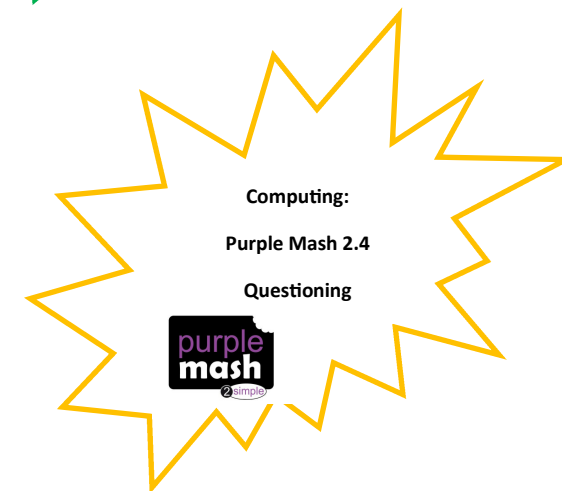
Music:
I wanna play in a band (Year 2 – Spring 1st)



Forest Schools



Computing:
Purple Mash 2.4
Questioning

SCIENCE

Session 1

L.O: I am learning to distinguish between an object and the material from which it is made.

We will be given a range of objects and will be investigating which material it is made from. We will be going on a hunt around the school to look at different objects. We will take pictures of objects around the school to use in the following lesson.

Everyday Materials



Session 2

L.O: I am learning to name a variety of every day materials including wood, plastic, glass, metal, water and rock.


We will be looking at a range of materials around our classroom and sorting them into different groups for what they are made out of. Children will be describing an object to their partner.



Session 3

L.O: I am learning to describe the simple physical properties of materials.

We will be looking at objects around our classroom and describing the physical properties of them.



Session 4

L.O: I am learning to compare and group together a variety of everyday materials on the basis of their simple physical properties.

Children will be given the problem of identifying the best bedding in a puppy's basket. We will explore the materials given and discuss the properties of which bedding will be most suitable and why. We will be making their own predictions.



Session 5

L.O: I am learning to compare and group together a variety of everyday materials on a basis of their simple physical properties.

We will be testing a range of materials to see which one we think is the best and most suitable for the puppy. We will be then writing our results up.



Session 6

L.O: I am learning to compare and group together a variety of everyday materials on a basis of their simple physical properties.

We will be doing a hot seating activity where half of the class will be materials and the other half of the class will ask questions to their partner about its properties in order to identify and name the material using what we have learnt.

Everyday Materials



GEOGRAPHY

Session 1

L.O: I am learning to locate China on a map.

We will be looking at maps to understand where China is in the world and locating it on a world map.



Session 2

L.O: I am learning what life is like in China.

We will be looking what life is like for people who live in China including human and physical features. We will be discussing how this is different from life in the UK.



Session 3

L.O: I am learning what life is like in London.

We will be recapping of what we already know about London and be going on a virtual tour of London.



Session 4

L.O: I am learning to compare Beijing and London.

We will be introduced to travelling Ted who has visited the Capital City of China Beijing. We will be exploring what it is like in Beijing. We will looking at what schools are like in London compared to China. Then be looking at the similarities and differences between Beijing and London.



Session 5

L.O: I am learning to compare Chinese New Year to News Years Eve in the UK.

We will be learning more about Chinese New Year and the culture in China. We will be learning about what happens during Chinese New Year and comparing it to a celebration that we celebrate.



Session 6

L.O: I am learning to compare Beijing and London.

We will be writing a postcard to family back in the UK telling them what our trip to China has been like. We will be writing about everything that we have learnt so far and the similarities and differences in China and the UK.




ART & DESIGN

Session 1:

L.O: I am learning to observe and record the shapes, patterns and textures found on a building.

We will be learning what the word 'architecture' means. We will be looking at different Chinese temples and exploring the different shapes, colour and patterns on them. We will be describing what the temples look like.



Session 2:

L.O: I am learning to observe and record the shapes, patterns and textures found on a building.

We will be looking at the Heaven Temple in China. We will be sketching the Heaven Temple looking carefully at shapes, patterns and textures to add detail to our drawings.



Session 3:

L.O: I am learning to use line, pattern and colour to draw a building.

We will be walking to the Elveden Church and looking closely at the Church. We will then sit and carefully draw the building in our sketch books. We will focus on the different shapes, patterns and textures that we can see.



D&T

Session 1

L.O: I am learning to explore and describe different types of food.

We will be tasting some different Chinese foods. We will have a go at using chop sticks and will learn about the culture in China. We will then be describing the different food that we have tried.



Session 2

L.O: I am learning to generate, develop and communicate my ideas through talking, writing and drawing.

We will be learning all about Chinese New Year! We will then be planning our own menu for a special banquet with our families. We will be planning to make a Chinese fruit salad.



Session 3

L.O: I am learning to use simple utensils and equipment to e.g. peel, cut, slice, squeeze, grate and chop safely.

We will be making their Chinese fruit salad and being introduced to some new fruits. Once we have made our fruit salads we will evaluate how we found making our product for the banquet and see if there is anything we would change next time.

