

Allergy Action Plan

CHILD'S NAME _____


EARLY YEARS SETTING (EYS) / SCHOOL _____

HAS THE FOLLOWING ALLERGIES: _____

Child's date of birth

NHS Number (If known)

____ / ____ / ____



Photo

Emergency contact number

Alternative emergency number
If parent / guardian unavailable

CONSENT

I consent to the administration of prescribed emergency treatment by members of staff in schools and Early Years settings (EYS). I will notify school / EYS staff and the school nursing service if there are any changes to my child's medication and personal details as above. I will ensure that the above medication is kept in date and replaced if used.

I consent for my child's action plan and photo to be displayed within EYS / school

Your name (Print)

Your signature

Please circle Parent /Guardian

Date

EMERGENCY TREATMENT

Name of adrenaline auto injector _____

How many adrenaline auto injector been prescribed for use in school? _____

Name of antihistamine (medicine for allergies). _____

Refer to label for dosage instructions

Name of inhaler (if prescribed) _____

Mild-moderate allergic reaction:

- Swollen lips, face or eyes
- Itchy/tingling mouth
- Hives or itchy skin
- Abdominal pain or vomiting
- Sudden change in behaviour

Action:

- Stay with the child, call for help if necessary
- Give antihistamine according to the child's allergy treatment plan.
- Locate adrenaline auto-injector (s)
- If wheezy, give Salbutamol (blue inhaler) if prescribed; up to a maximum of 10 puffs may be given per reaction.

Watch for signs of ANAPHYLAXIS

(Life-threatening allergic reaction):

Airway:

Persistent cough, hoarse voice, difficulty in swallowing, swollen tongue.




Breathing:

Difficult or noisy breathing, wheeze or persistent cough.

Consciousness:

Persistent dizziness / becoming pale or floppy, suddenly sleepy, collapse, unconscious

If ANY ONE of these signs is present:

1. **Lie child flat.** If breathing is difficult allow to sit.   
2. **Use adrenaline auto injector without delay**
3. **Dial 999 to request an ambulance*** and say ANAPHYLAXIS (ANA-FIL-AX-IS)

If in doubt give adrenaline auto injector

After giving adrenaline auto injector

- 1 Stay with child until ambulance arrives; do **NOT** stand child up
2. Commence CPR if there are no signs of life
3. Phone parent/emergency contact
4. If no improvement **after 5 minutes, give a further dose of** adrenaline auto injector (if available)

Anaphylaxis may occur without initial mild signs: **ALWAYS** use adrenaline autoinjector **FIRST** in someone with known food allergy who has **SUDDEN BREATHING DIFFICULTY** (persistent cough, hoarse voice, wheeze) – even if no skin

Allergy action plan will be reviewed on notification of any changes

School Nursing Subgroup V5 June 2018