



Weekly Spelling Words to Learn at Home for Year 1
Autumn 2

Spellings

| <u>Week 1</u> | Tested: 2/11 | <u>Week 2</u> | Tested: 9/11 |
|---------------|--|---------------|--|
| | cat pin map dog pig mug | | at it is sat pat tap |
| <u>Week 3</u> | Tested: 16/11 | <u>Week 4</u> | Tested: 23/11 |
| | pin bin tin pot got not | | sock pick pack sick tick deck |
| <u>Week 5</u> | Tested: 30/11 | <u>Week 6</u> | Tested: 7/12 |
| | run bun but bit hit him | | I go no and the to |
| <u>Week 7</u> | Tested: 14/12 | <u>Week 8</u> | Tested: 21/12 |
| | red ram ran rip rat rug | | sad sun fun fat mum mat |



Weekly Spelling Words to Learn at Home for Year 1
Autumn 2

| <u>Week 1</u> Tested: 2/11 | <u>Week 2</u> Tested: 9/11 |
|--|---|
| night high light fight bright fright sigh sight | must nest lamp jump wind pond paint burnt |
| <u>Week 3</u> Tested: 16/11 | <u>Week 4</u> Tested: 23/11 |
| soft gift lift shrink trunk blink help gulp | trip trap trust drop drip drink grab green |
| <u>Week 5</u> Tested: 30/11 | <u>Week 6</u> Tested: 7/12 |
| crab crisp crack brush brick brown free frogs | flag flop flat glass plop clonk black bleed |
| <u>Week 7</u> Tested: 14/12 | <u>Week 8</u> Tested: 21/12 |
| speed spin star stamp twin twist smart smear | bench scrunch drench strap string street thrill thrust |


Weekly Spelling Words to Learn at Home for Year 1
Autumn 2



| | |
|---|--|
| <p align="center"><u>Week 1</u> Tested: 2/11</p> | <p align="center"><u>Week 2</u> Tested: 9/11</p> |
| <p align="center"> night higher lighter fighting brighter frighten twilight delight </p> | <p align="center"> longest shortest softest handstand sandpit landing shampoo pondweed </p> |
| <p align="center"><u>Week 3</u> Tested: 16/11</p> | <p align="center"><u>Week 4</u> Tested: 23/11</p> |
| <p align="center"> softer drifting lifted sinking banker thinking shrinking helper </p> | <p align="center"> tripped trailer trusted drinking dropping driver greener grabbing </p> |
| <p align="center"><u>Week 5</u> Tested: 30/11</p> | <p align="center"><u>Week 6</u> Tested: 7/12</p> |
| <p align="center"> crashed crashing crispy cracking brushing broken brother freedom </p> | <p align="center"> flopping floating flicker bleeding gloating gleam blanket blister </p> |
| <p align="center"><u>Week 7</u> Tested: 14/12</p> | <p align="center"><u>Week 8</u> Tested: 21/12</p> |
| <p align="center"> speedy spooky splutter sticker standing twister twelve smarter </p> | <p align="center"> branch unclench strength struggle thrashed thrilled scraped scrooge </p> |

Strategies:

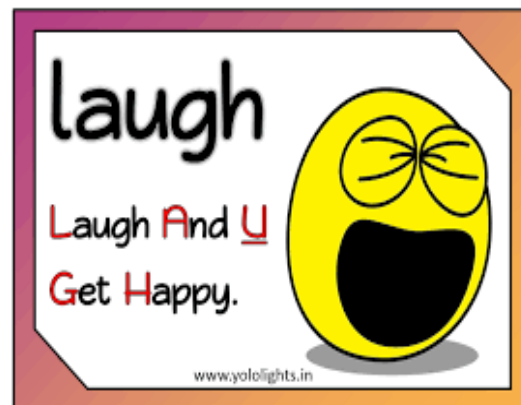
- Below are suggestions of types of activities you can try at home to learn your spelling words:



1. Noughts and Crosses



p
py
pyr
pyra
pyram
pyrami
pyramid

2. Pyramid writing



3. Mnemonics

4. Rainbow Writing



5. Spiral Spelling

rad-ish ra-dar
nev-er fe-ver
driv-en dri-ver
rob-in ro-bot
un-fit u-nit

6. Syllables