






Funky Fingers



	Song	I like to move it move it Link: https://www.youtube.com/watch?v=hdcTmpvDO0I	Funky Fingers is a quick fine motor warm up to be done with family groups. They will be done with music on- their task must be complete before the song ends!
--	-------------	---	---

<p>Activity 1 Children roll the dice and thread that number of cheerios onto the spaghetti. The winner is the one who has the most by the end of the song- the children can't roll the dice until their team mate has finished threading!</p>	<p>Activity 2 Children hole punch the leaves and then thread them onto a piece of string. They then tie the ends of the string together to make it into a leaf necklace.</p>	<p>Activity 3 Children carefully push spaghetti through all the holes in the colander one spaghetti piece at a time. The winners finish first with <u>no broken spaghetti</u> and <u>no empty holes!</u></p>
		
<p>Resources:</p> <ul style="list-style-type: none"> • Spaghetti • 3 dice • Cheerios (in containers) • Play dough 	<p>Resources:</p> <ul style="list-style-type: none"> • Hole punches • Leaves • String 	<p>Resources:</p> <ul style="list-style-type: none"> • Spaghetti • 3 Colanders

Week Beginning:	Song	I like to move it move it Link: https://www.youtube.com/watch?v=hdcTmpvDO0I	Funky Fingers is a quick fine motor warm up to be done with family groups. They will be done with music on- their task must be complete before the song ends!
<p>Activity 1 Children need to use the tweezers to pick the buttons out of the playdough and put them into</p>	<p>Activity 2 Children use tweezers to remove jewels and pom poms from Tupperware boxes of rice.</p>	<p>Activity 3 On their own, children link paper clips together to make the longest line!</p>	



Funky Fingers



their team bowl. They need to take it in turns to remove the buttons.



Resources:




- 3 balls of play dough with buttons already mixed in
- 3 tweezers

Resources:

- Rice boxes
- 9 Tweezers
- 'jewels'
- Pom poms

Resources:

- Paper clips (lots)




<p>Week Beginning:</p>	<p>Song</p>	<p>I like to move it move it Link: https://www.youtube.com/watch?v=hdcTmpvDO0I</p>	<p>Funky Fingers is a quick fine motor warm up to be done with family groups. They will be done with music on- their task must be complete before the song ends!</p>
<p>Activity 1 Each child has a spoon and take turns to pick the marbles up and drop it into the bottle.</p>	<p>Activity 2 Who can keep their spinner spinning the longest!</p>	<p>Activity 3 Individually, children thread the cut up straws onto string to make a necklace.</p>	
			



Funky Fingers






Resources: <ul style="list-style-type: none"> • Marbles • 9 Spoons • 3 Bottles 	Resources: <ul style="list-style-type: none"> • 9 Spinning tops 	Resources: <ul style="list-style-type: none"> • Cut up straws • thread
---	--	--

Week Beginning:	Song	I like to move it move it Link: https://www.youtube.com/watch?v=hdcTmpvD00I	Funky Fingers is a quick fine motor warm up to be done with family groups. They will be done with music on- their task must be complete before the song ends!
Activity 1 Children use their highlighters to follow the spiral around by 'dotting'. Once they have 'dotted' along the spiral, they need to cut it out.	Activity 2 On their own children need to see how many beads they can pick up and put into their bowls. The winner is the child who has the most beads- encourage the children to count their beads at the end.	Activity 3 Each child needs to squeeze a pre-cut tennis ball and drop the pasta inside. They then need to remove the pasta once there are 15 pieces inside.	
			
Resources: <ul style="list-style-type: none"> • 9 pairs of Scissors • 9 Spirals • 9 Highlighters 	Resources: <ul style="list-style-type: none"> • Beads • 9 tweezers • 9 bowls 	Resources: <ul style="list-style-type: none"> • 9 tennis balls • Pasta 	



Funky Fingers



Week Beginning:	Song	I like to move it move it Link: https://www.youtube.com/watch?v=hdcTmpvD00I	Funky Fingers is a quick fine motor warm up to be done with family groups. They will be done with music on- their task must be complete before the song ends!
Activity 1 Children ties lots of knots into small pieces of string.	Activity 2 Individually, children must put bobbles and bands around cardboard tubes. They can only do one at a time! (This is harder than it looks!)	Activity 3 On their own, children link paper clips together to make the longest line!	
			
Resources: • 10 pieces of string (1 for the Teacher/LSA)	Resources: • 10 cardboard tubes (1 for the teacher to model) • Hair bobbles/elastic bands	Resources: • Paper clips (lots)	


Week Beginning:	Song	I like to move it move it Link: https://www.youtube.com/watch?v=hdcTmpvD00I	Funky Fingers is a quick fine motor warm up to be done with family groups. They will be done with music on- their task must be complete before the song ends!
Activity 1 Children use the tweezers to put beads onto the numbers. (You could draw numbers on a piece of	Activity 2 Children peel the stickers and stick them onto the lines to make two circles.	Activity 3 Children need to use the tweezers to sort the buttons into colours.	



Funky Fingers



paper.) They need to put 1 bead on number 1, 2 beads on number 2 and so forth. The winner is the child who completes all numbers, 1-10.



Resources:

- Beads
- 9 tweezers
- 9 sets of numbers (1-10).

Resources:

- Circles on paper x9
- Dot stickers

Resources:

- 9 tweezers
- Buttons
- Bowls

Week Beginning:	Song	I like to move it move it Link: https://www.youtube.com/watch?v=hdcTmpvD00I	Funky Fingers is a quick fine motor warm up to be done with family groups. They will be done with music on- their task must be complete before the song ends!
<p>Activity 1 Dough Disco. Each child needs a small piece of dough and need to dance it to the music. They can squeeze and shape the dough, pull bits off and put it together, throw into the air and catch, roll it on the table, roll it in their palms etc.</p>	<p>Activity 2 Children need to push different sized pipe cleaners through the holes in the colanders. They need to make sure both ends are pushed into the colander.</p>	<p>Activity 3 Children need to use their fingers to pick the sequins up of the table and put them into the pots.</p>	



Funky Fingers



Resources:

- 10 small pieces of dough (1 for the Teacher/LSA)



Resources:

- Different sized pipe cleaners
- 3 colanders



Resources:

- Sequins
- Pots
- Cover for table