


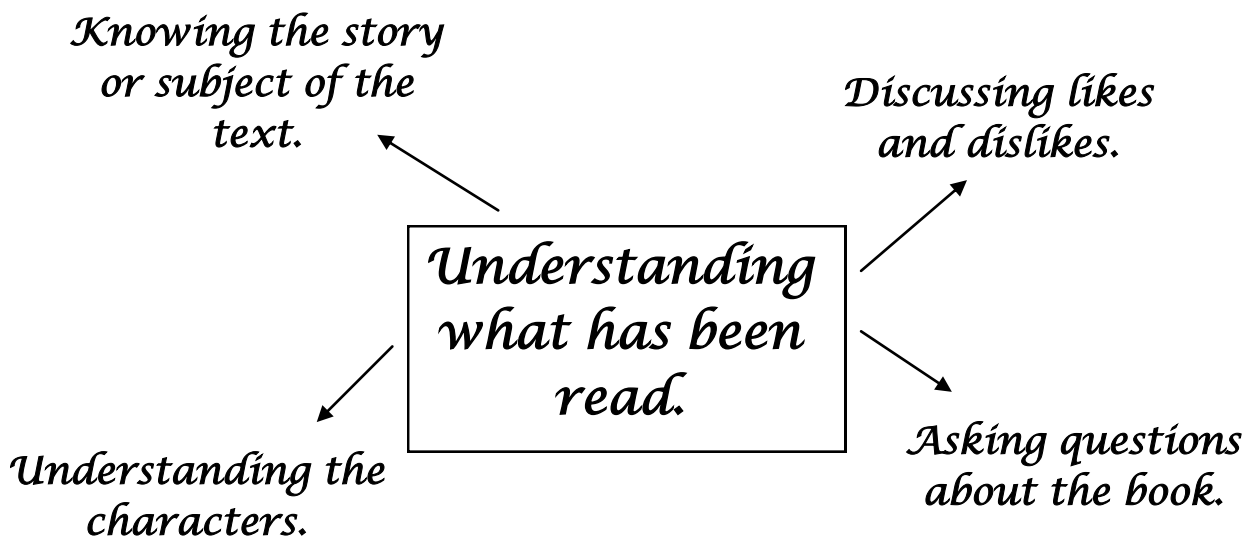
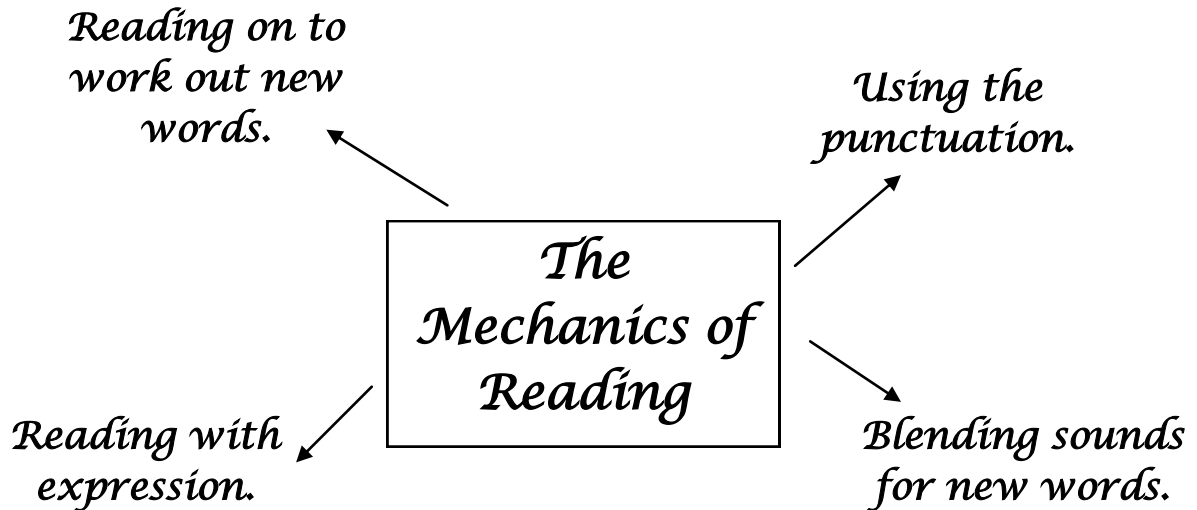
*Listening to Your
Child Read.*

A Helpful Guide



Listening to Your Child Read

There are two areas of reading that can be targeted through listening to your child read.



At home you can really help with both these areas of reading.

Listening to Your Child Read

The Mechanics of Reading ...

** Try to listen to your child read every day. It may be easier to get into a regular routine, such as reading every evening before bed.*

** When listening to your child read, allow them time to work out new words - do not be afraid of the silence!*

** Encourage your child to use different strategies to work out words they are unsure of.*

- Split the word up into separate sounds and then blend them together.*
- Read on through the sentence to try and work out what it means.*
- Look for clues, such as pictures on the page.*

** Highlight the punctuation within the book and encourage children to use these. E.g. pausing at a full stop or raising their voice for an exclamation mark.*

** A great way to teach the mechanics of reading is to share the task with your child. For example, you could read a page each. This will allow your child to hear a good reader.*




Listening to Your Child Read

Understanding what has been Read...

* Take some time to discuss books with your child. Ask a range of questions to test their understanding of what they have read. Perhaps start your questioning with 'Tell me...'

- What has been happening in the book?
- Who is your favourite character? Why?
- Who do you think would like the book? Why?
- What have you found out in your book?
- Do you like or dislike what you are reading? Why?
- How did the book end?
- What was your favourite part of the book? Why?
- Have you read any similar books?
- What type of book is it? Comedy/Thriller/Drama etc.
- How did/does the book make you feel?

If your child is secure with the mechanics of reading, they may prefer to read independently. Still try to find time to enquire about their reading, and check their understanding.



Listening to Your Child Read

The Assessment Focuses.

Within reading sessions at school your child will link their learning with the 7 assessment focuses.

AF1 The Reader - working out new words and reading with expression.

AF2 The Spotter - Finding evidence in the book to answer questions. E.g. What colour was the boy's dog?



AF3 The Clue Finder - Finding clues to answer questions. E.g. How was the girl feeling? How do you know?

AF4 The Builder - Thinking about how the book has been put together. E.g. Why have pictures been used?

AF5 The Chatterer - Thinking about the words used and how they make the reader feel.

AF6 The Unlocker - Working out the type of text, what the author felt, and how the reader feels.

AF7 The Connector - Thinking about how the book is the same as others.

Listening to Your Child Read

Reading Material

If your child is a reluctant reader, you can help by providing as many reading opportunities as you can. This can involve a wide range of reading material.

** First News is a fantastic newspaper for children and this can be ordered online.*

** Non Fiction books are a good way to get children reading as they can dip in and out of them as they please.*

** Comics and picture books are extremely accessible, and children can practice finding clues and evidence.*

Here are a list of popular Fiction authors to try ...

- Michael Morpurgo*
- Roald Dahl*
- Dick King Smith*
- Jeremy Strong*
- Anthony Browne*
- Morris Gleitzman*
- Michael Rosen*
- Philip Pullman*
- Cressida Cowell*
- Julia Donaldson*

- Jacqueline Wilson*
- Shaun Tan*
- Colin Thompson*
- Anthony Horowitz*
- Michelle Paver*
- Malorie Blackman*
- David Almond*
- Anne Fine*
- Lauren St John*
- Chris Priestly*

