

Maths: Multiplication Tables

How we teach times tables

- ▶ In line with the National Curriculum requirements, all classes will have targeted maths lessons on their specified times tables.
- ▶ As well as this, each class spends 10 minutes a day on fluency activities including times tables.
- ▶ If a child is not confident on a times table as they move up through the school, they will receive specific interventions to help support their understanding before being moved on.


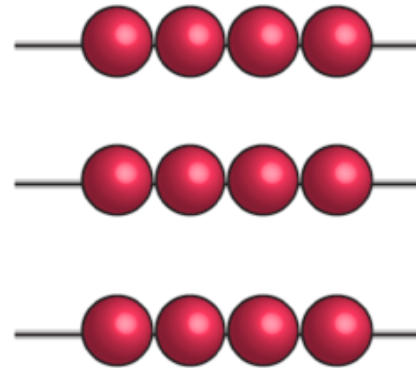
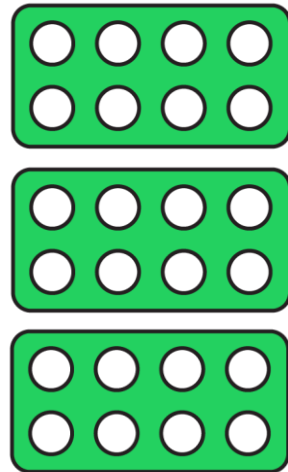

NC Times Table requirements

Yr2	2x
Multiplication and related division facts	5x 10x
Yr3	3x
Multiplication and related division facts	4x 8x
Yr4	6x
Multiplication and related division facts - ALL	7x 9x 11x 12x

Can I multiply by 8? Lesson example

Starter:

Which one doesn't belong?



Explain your answer.


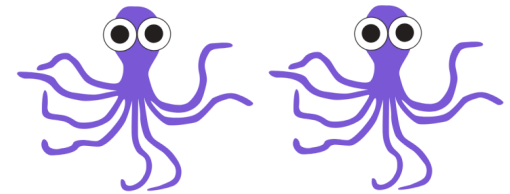

Can I multiply by 8? Lesson example

Match each representation to its multiplication calculation.

$$3 \times 8 = 24$$

$$16 = 2 \times 8$$

$$8 \times 4 = 32$$



Thakeham Rainbow Tables

In line with the NC
requirements.

Rainbow Tables	
5x 10x	Red Level
2x 3x	Orange Level
4x 8x	Yellow Level
6x	Green Level
7x	Blue Level
9x	Indigo Level
11x 12x	Violet Level
All!	Rainbow!

Rainbow Certificate Scheme

Each child is tested weekly on their times tables. They are required to complete 40 questions in four minutes. They must complete two of these tests correctly before moving onto a problem. When all three have been completed correctly, the child will receive a certificate and move up the rainbow ladder.



Once the child is on ALL on the rainbow ladder, they have a mixed quiz to complete of 99 questions.

Year 4 Times Table Check

- ▶ Under the current National Curriculum, children are supposed to know their times tables by the end of Year 4. The check is part of a new focus on mastering numeracy and ensuring children are secure before they leave Year 4. The purpose of the MTC is to determine whether Y4 pupils can recall their multiplication tables fluently (being able to answer times tables questions accurately and quickly, without having to work out the answers).
- ▶ The MTC is an online test where the pupils are asked 25 questions on times tables 2 to 12. For every question you have 6 seconds to answer and in between the questions there is a 3 second rest. Questions about the 6, 7, 8, 9, and 12 times table come up more often. The questions are generated randomly based on the rules of the MTC.
- ▶ The test lasts no longer than 5 minutes and is similar to other systems used in school (Times table Rock stars)
- ▶ Pupils' individual results are made available to schools, and the Department for Education will report national results to track how they change over time.

How can you support your child at home

- ▶ The first step with multiplication is to make sure your child is familiar with what the numbers in multiplications really represent. Before they can cope with multiplication they need to be confident with sequences of numbers.
- ▶ You can start when your child is quite young by practising counting in twos and threes, making number patterns and solving simple mathematical problems. Counting objects, making sets of similar objects and using blocks, LEGO or cubes can all help to increase your child's confidence with number bonds and multiplication facts.

How can you support your child at home

- ▶ **Practise tables as a time-filler** - When you're sitting at traffic lights or waiting in the doctor's surgery it is the perfect opportunity for a bit of times table practice! It's always better (for both your child and you!) to just spend a few minutes reciting or testing times tables rather than going into overdrive and spending too long practising them.
- ▶ **Make it real** - The danger with too much rote learning of times tables is that children can fail to see the use of times tables in real life. Try to take opportunities to get your child to use multiplication in problem solving, for example working out quantities for scaling up a recipe, or calculating the price of more than one item of shopping.

How can you support your child at home

- ▶ **Create a challenge** - Make it fun by turning times table practice into a competition or challenge for your child, by timing them and keeping a record of their scores. You could even join in yourself and set a challenge to learn a more difficult times table, such as the 13 times table and get your child to test you at the end of the week in exchange for testing them...
- ▶ **Double the numbers** - If your child learns how to double numbers this will help them to make connections between different times tables, for example the 2, 4, and 8 times tables

Resources and games

- ▶ Times table Rockstars – each child will have a log in and password
<https://play.ttrockstars.com/>
- ▶ <https://www.topmarks.co.uk/maths-games/7-11-years/times-tables>
- ▶ <https://www.timestables.co.uk/>
- ▶ <http://www.maths-games.org/times-tables-games.html>
- ▶ <https://play.edshed.com/login> - username and passwords generated at school