



Nursery at Indian Queens School

“Behold the day. It's yours to make”



Nursery Morning

8.55 am	Nursery Doors Open
9.00 am	Welcome and Register
9.15 am	Playful Phonics
9.30 am	Independent Choosing Time including Adult Lead Learning
10.30 am	Number Time
10.45 am	Independent Choosing Time including Adult Lead Learning
	Morning Snack Time
11.30 am	Big Tidy Up and Tooth Brushing
11.45 am	Story Time
12.00	Morning Session Ends
12.00 –	Lunch Time
1.00pm	followed by Quiet Time and Tooth Brushing

Nursery Afternoon

12. 15 –	Afternoon Children Arrive	
1.00pm	Lunch Time	
	followed by Quiet Time and Tooth Brushing	
1.00pm	Topic Input	
1.15pm	Independent Choosing Time including Adult Lead Learning	
2.00pm	Circle Time	
2.15pm	Independent Choosing Time including Adult Lead Learning and Snack Time	
2.45 pm	Big Tidy Up	1.00pm School Time
3.00pm	Story Time	2.45pm Return to Nursery
3.15pm	Home Time	3.00 pm Story Time
		3.15 pm Home Time



The First Day

The first day at Nursery is a very important day for you and your child and we would like to make it a special day with happy memories. Some children come to Nursery full of excitement, but for others it can be an apprehensive time and we would like to make the settling in period as 'pain-free' as possible for all concerned!

You are welcome to bring your child into Nursery, but we ask that once they are settled that you leave fairly quickly so that we can start our day.



Dropping off and picking up

Morning gates are open at **8.45am and close at 9.00am.** (Not Staffed)

Nursery doors open at **8.55am**

Lunch Time pick up gates open at **12.00 and close at 12.05pm**

Afternoon drop off gates open at **12.15pm and close at 12.20pm**

During both these times a member of staff will be on the gate.

Home Time Gates open at **3.00pm and close at 3.15pm** (Not staffed)



Morning dropping off and picking up

Both the carpark gate and The Drang gate will be open, but not staffed. You are welcome to bring your child into the outside area and wait for Nursery to open. Please hang your child's coat and other belongings on their peg in the undercover cloakroom area.

At 8.55am we will open the doors and you can bring your child into the nursery. Please help them to find their name. Once your child is settled please leave promptly so that we can start our day.

At 11.55am the **carpark gate** will be unlocked, and a member of staff will be greet you. Please come into the outside area and wait for us to open the doors and release the children one at a time. Please be patient with us, until teachers and Teaching Assistants become familiar with the adults collecting.

Only those named on your admission form are able to collect your child from the teacher at the end of the day or if they are taken unwell during the course of the school day. If anyone other than these contacts is collecting your child, please let the teacher or the school office know as soon as possible.



Afternoon dropping off and picking up

At 12.00 the **carpark gate** will be open, and a member of staff will be there to greet you. Please bring your child in the outside area and hang their coats and other belonging on their coat pegs. A member of staff will be waiting for you at the nursery doors, please help your child find their name and settle them down for lunch. Once your child has settled please leave promptly so that we can start out afternoon.

Both the carpark gate and The Drang gate will be open, but not staffed

At the end of each session we will open the doors and release the children one at a time. Please be patient with us, until teachers and Teaching Assistants become familiar with the adults collecting.

Only those named on your admission form are able to collect your child from the teacher at the end of the day or if they are taken unwell during the course of the school day. If anyone other than these contacts are collecting your child, please let the teacher or the school office know as soon as possible.



Playful Phonics

At Indian Queens School we follow the Letters And Sounds scheme to teach Phonics, which starts in Nursery with Phase One.

Phase One of Letters and Sounds concentrates on developing children's speaking and listening skills and lays the foundations for the phonic work which starts in Phase 2.

Letters and Sounds:

Principles and Practice of High Quality Phonics

Notes of Guidance for Practitioners and Teachers





Playful Phonics

The emphasis during Phase 1 is to get children attuned to the sounds around them and ready to begin developing oral blending and segmenting skills.


Phase 1 is divided into seven aspects. Each aspect contains three strands: Tuning in to sounds (auditory discrimination), Listening and remembering sounds (auditory memory and sequencing) and Talking about sounds (developing vocabulary and language comprehension).

More information can be found using this link - <https://www.letters-and-sounds.com/phase-1.html>



Number Time

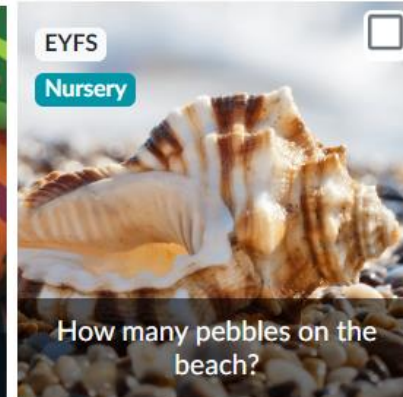

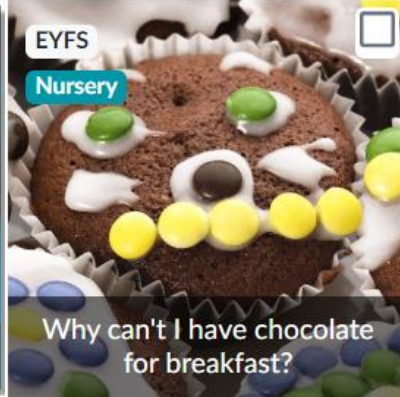
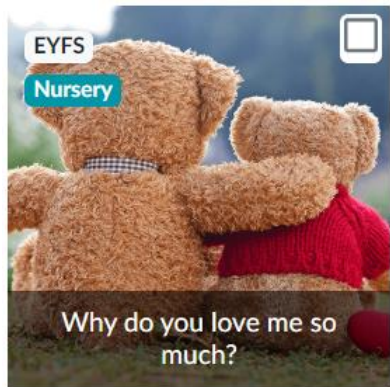
At nursery, your child will be given many opportunities to explore numbers and shapes in their play. For example, they may be encouraged to count objects they are playing with and to compare two groups of objects. They will probably begin to represent numbers using their fingers, marks on paper or pictures.





Topic Time

At nursery, we have six topics which are listed below





Snack Time and Water Bottles

As part of our Healthy Schools initiative and Personal, Social and Emotional curriculum, a piece of fruit is offered to each child at morning and afternoon snack time. The fruit is from The National School Fruit Scheme. They are also offered a drink of milk or water.

We have found this works particularly well with EYFS children. It is a time when they can sit and develop their social skills, whilst helping with the preparation and cleaning up of the snack.

Please ensure that your child brings a bottle of water to school every day. These need to be clearly named and contain water only. We have boxes in the rooms where the children can keep their water bottle. The children then have free access to their water bottle throughout the day which helps to promote a positive attitude to healthy drinking habits.



Lunch Time

If your child is staying for a full day or arriving at 12.15pm you will need to provide a packed lunch and drink for them.

We are a healthy school and so encourage parents to provide the children with a balanced, healthy packed lunch. No sweets please.

The children are allowed to have an additional drink in their lunch boxes. This does not have to be water but we do ask that it is a healthy option.

Please also be aware that we are a **NUT FREE** school.

The children stay in Nursery to eat their lunch and are supervised through out. Staff are on hand to encourage good eating skills and manner, promote conversations and to open packets etc.



Brighter Smiles Tooth Brushing

Brighter Smiles is delivered by specially trained clinicians and oral health educators making a difference to children and their families in some of the most deprived areas of Cornwall and the Isles of Scilly through:

- Toothbrushing clubs for nursery and Reception children and highlight the importance of oral health from an early age and providing sound advice about the best oral health regimes
- Fluoride varnish application in schools for children aged between 5 and 6 for whom we have consent
- Oral health education sessions providing children and their families with key oral health messages and healthy diet advice
- Providing toothbrushes, toothpaste and general information to all those involved in the programme

The children in Nursery brush their teeth after morning snack and lunch time under the supervision of a trained member of staff.



Term Time Absences

We are unable to authorise leave for holidays during term time and would prefer you to take your holidays during the lengthy school holidays.

However, this does not mean that you cannot take your child out of school, simply that we will record the absence as unauthorised.



Communication

Communication between Nursery and home is very important.

We communicate in the following ways:

- Weekly online newsletter
- Emails
- Tapestry – online learning journal
- School Website <https://www.indianqueensschool.org/>
- Termly Home School Reviews (parents evenings)

If you wish to contact us please use this email – hello@indianqueensschool.org



Home School Reviews

Parents/carers are invited formally at least twice a year to attend parent consultations with their child's class teacher. This is a face to face meeting in which a short discussion about your child progress can be made. These are held during the day with your child's key worker

In addition to this parents can request a meeting to discuss their child's progress at different times of the year.



Play and the Curriculum

For many years it has been acknowledged that it is through open ended play experiences that children are able to make sense of the world around them, helping them to grow, develop and learn. We can define 'play' as 'learning' in the foundation stage. This learning will occur in both planned and spontaneous ways both inside and outside. The best outcomes in foundation stage learning are when there is a balance between child-initiated activities and those which are adult-led.

Your child will follow a well-planned and carefully structured Early Years curriculum, covering the seven areas of learning and development, with a focus on the Prime Areas



Play and the Curriculum

Three of these areas have been deemed the *prime* areas:

- communication and language
- physical development
- personal, social and emotional development

The remaining four are known as the *specific* areas as they focus on the following:

- literacy
- mathematics
- understanding the world
- expressive arts and design.



Outdoor Learning Opportunities

As we spend a lot of time outside the children can often get muddy and wet.

We ask that you provide your child with a pair of wellington boots and waterproof clothing.

Depending on the time of year children will also need a waterproof/warm coat, waterproof trousers, wellies, woolly hat/gloves and a sun hat/sunscreen applied for warmer weather.



Behaviour and Rewards

At Nursery, positive reinforcement such as praise and rewards are used to reward and encourage behaviour. We believe that by focussing on positive behaviour and rewarding this promotes confidence, pride and a positive environment to be part of.

We use a reward system called Class DoJo which is used through out the whole school.





Clothing

We don't have a set uniform for Nursery but ask that you dress your child in clothes that are easy to get on and off and allow them to move easily. Please don't put their best, smartest clothes on as despite our best efforts they will get mucky – which is always a sign of a great day!

Please also ensure shoes are suitable for a busy day in nursery. Flip flops, croc, sandals etc are not appropriate. As we encourage the children to take their own shoes off and put them back on again please use shoes that are easy to get on and off for example shoes with Velcro fastening.

We are outside everyday in most weathers – as such we ask that you provide a pair of wellies and waterproof clothes that can be kept at nursery.



**Please label
everything that
comes to nursery**



Toileting and Changing

Please provide a few changes of clothes, even if your child is toilet trained, as accidents do happen, especially when we have the water tray out.

Toilet training can be a tricky time.

There is a huge variation in when children will be ready to come out of nappies.

We will work together with you and your child to ensure this is a positive experience for everyone when your child is ready.



TAPESTRY
ONLINE LEARNING JOURNAL

We observe and assess children every day and record these in a learning journal. This then helps us to see what your child can do and plan for their next steps.

At Nursery we use a digital program called Tapestry. This allows us to take a quick photo or video, make a comment about their learning and assess against the Early Learning Goals. The wonderful thing about Tapestry is that it sends you an email of the assessment we have made. So, you get to see a photo or video of what your child has been learning. This is great as most children come home saying they haven't done anything all day! We urge parents/carers to make comments on Tapestry as this helps create a whole picture of your child. Sometimes photos and videos will contain other children as well as your own.



All About Me Box

To support transition into Nursery we ask the children and their families to create an 'All About Me Box' over the summer leading up to the start of Nursery.

Please provide a decorated shoe box containing photographs, objects and artefacts that are important to your child, no more than 5 things. A small description from you would be helpful in case your child forgets what they want to say.

This will help us to get to know your child and support the settling in process. These will be returned to you during the end of the first half term.





Social Media

Twitter @IQPrimarySchool

Facebook@indianqueensschool



Follow

Indian Queens Primary School

@IQPrimarySchool

Where children come first and are encouraged to develop their imagination, communication skills and their capacity to learn.

Indian Queens indianqueensschool.org Joined September 2019

Both of these platforms are for celebration and providing news and information about our school, they are not platforms for discussions. If you have a concern or complaint, then please contact us directly. The Aspire Academy Trust reserves the right to remove any potentially abusive or litigious comments.



Indian Queens
Primary School

@indianqueensschool



How to contact us...

If you have any questions or queries regarding starting nursery, please contact us by the following methods:

Telephone 01726 860540

Email hello@indianqueensschool.org

Please add Nursery to any emails or messages you leave to ensure they reach us.

