



Phonics Workshop

Please take a seat!




Cheam Fields Primary Academy



At Cheam Fields Primary Academy we know how important it is for teachers and parents to work together to give your child the best start.

Supporting your child with reading at home is one of the easiest but most important ways in which you can help your child.

What is phonics?



All about sounds - 44 in the English language, which we put together to form words.

Some sounds are represented by 1 letter - t

2 letters - ck - duck

3 letters - air - chair

- <https://www.youtube.com/watch?v=LITwOoiLNys&safe=active>

Children are taught the sounds first then how to match them to the letters and finally how to use the letter sounds for reading and writing.

Read, Write, Inc



Before your child can start to read they will need to be able to:

Say the sound that is represented by each letter or groups of letters. These are called 'Speed Sounds'.










How to blend the sounds together in a word to read it
e.g. c-a-t cat.

This is called 'sound blending'

Read, Write, Inc




Speed Sounds Set 1

m 	a 	s 	d 	t 
i 	n 	p 	g 	o 
c 	k 	u 	b 	f 
e 	l 	h 	sh 	r 
j 	v 	y 	w 	th 
z 	ch 	qu 	x 	ng nk

Set 1 - 4 sounds a week

Read, Write, Inc



Pictures on the letters to help children learn the sound quickly.
mmmountain

Phrase - helps write the sound
Maisie, mountain, mountain

Start learning how to blend them together to read words
m-a-t - mat



Green Words

(High Frequency Words)

Fred Talk words!

cat	sit	fin	tap	fog
tin	map	lip	let	fat
fan	sip	top	tip	ten
man	men	pat	six	tap
lap	zip	put	lot	zap
it	is	in	at	up
on	can	lap	pan	box
fox	lad	top	tin	mix

Red Words

(Tricky Words)

You can't Fred a Red!

Red Words Set 1

I	the	my	you	said
your	are	be	of	no

Home Learning



Practise saying the sound.

Practise writing the letter.

Find things that contain that sound.

5 green words
red words as we learn them.

How many sounds are in these words?


bat



foot



log



shop




Table Resources



Please take some time to have a look at the phonics resources on each table.

Think about how you could use the resources to enhance your child's reading and phonics skills.

- 1) Playdough mats making the sounds
- 2) Phonics cubes
- 3) Cross the river
- 4) Fishing cvc game
- 5) Sand tray- Buried items
- 6) Phonics Bingo
- 7) Magnetic letters and boards

Reading at home



We encourage you to read with your child at least four times a week.

Please record any home reading in your child's reading diary. The reading diaries are checked on a weekly basis.





Thank you for coming.

Please fill in a parent feedback
form.