




Oakmeadow EYFS Calculation policy
subtraction

GUIDANCE/ MODELS AND IMAGES	KEY VOCABULARY
<p>Know that the number gets smaller because objects have been removed from the set.</p> <p>Practical models of subtraction</p> <p>Counting back on fingers, orally, number lines. (To be used for lots of oral examples).</p> <p>Children begin with mostly pictorial representations or real contexts.</p>  <p>Concrete apparatus is used to relate subtraction to taking away and counting how many objects are left. Practical demonstrations of take away.</p>  <div data-bbox="537 890 1276 1139" style="border: 1px solid black; padding: 5px;"><p>There were 9 balloons. Two popped. How many are left?</p><p>$9 - 2 = 7$</p></div> <p>Concrete apparatus models the subtraction of 2 objects from a set of 5.</p>	<p>Games and songs can be useful way to begin using vocabulary involved in addition i.e. Five little men in a flying saucer</p> <p>take (away) estimate leave</p> <p>how many are left / left over? how many have gone/ one less, two less, ten less...? how many fewer is ...? than...? difference between the same as hopping back</p>

Oakmeadow EYFS Calculation policy subtraction

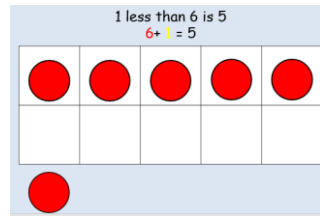
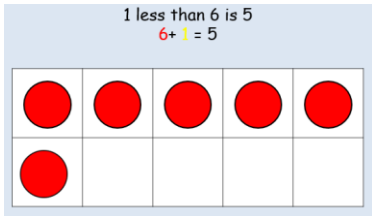
Construct number sentences verbally or using cards to go with practical activities.



$$5 - 1 = 4$$



'six take away two leaves four'



Children are encouraged to read sentences aloud in different ways. "Five subtract one leaves four". "Four is equal to five subtract one." "Four is the same as five subtract one."



$$8 + ? = 10$$



$$7 + ? = 10$$

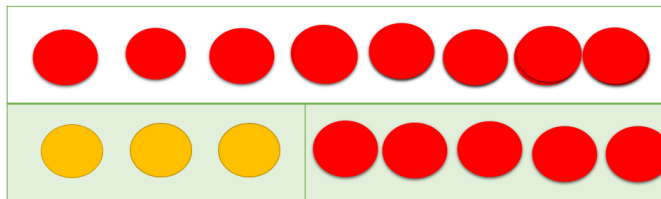


$$7 + 3 = 10$$



$$15 + 5 = 20$$

Use the bar model and ten frame to support children's conceptual understanding.



$$3 + 5 = 8$$

Children make a record in picture, words or symbols of the subtraction activities.

[NUMBER FACTS ITP](#)

Oakmeadow EYFS Calculation policy subtraction



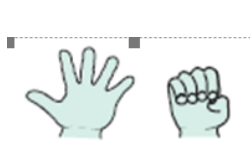
Solve simple problems using fingers:



$5 - 1$



$= 4$



$5 + ? = 10$

$10 - 5 = ?$



$6 + ? = 10$

$10 - 6 = ?$



$? + 6 = 10$

$10 - 4 = 6$



$9 + ? = 10$

$10 - 9 = ?$



$? + 9 = 10$

$10 - ? = 9$

Number lines can then be used alongside number tracks and practical apparatus solve subtraction calculations and word problems. Children count back showing the difference on the number line.



$10 - 3 = 7$



Find the difference, counting on. [MODELS AND IMAGES CHARTS](#)

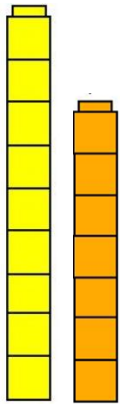
Find the difference where numbers are close together.



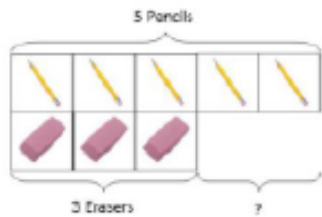
“How many more do I add to 7 to get to 9?”

[DIFFERENCE ITP](#)

Oakmeadow EYFS Calculation policy
subtraction



$9 - 7 =$ Let's find the difference.
How many more do I add to 7 to get 9?



Use basic
bar models
with items
to find the
difference

Oakmeadow EYFS Calculation policy
subtraction