



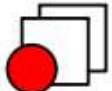














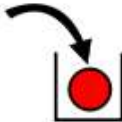









Tuna and Pepper Pasta Salad








- 1)  Cook  pasta  and  drain  before  allowing to  cool.

- 2)  Chop  peppers  into  small  pieces.

- 3)  Open  tin  of tuna  and  drain.

- 4)  Put  pasta  into  a bowl.

- 5)  Spoon  mayonnaise  into  pasta  and  stir.

- 6)  Add  tuna  and  peppers  and  mix  in.