




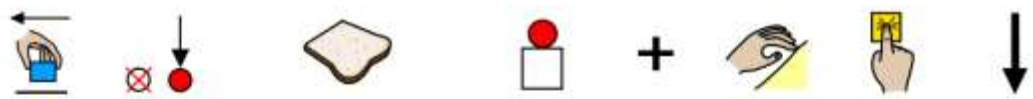
Grilled ham, cheese and tomato sandwich


 1) Grate or slice cheese.

 2) Slice tomato.


 3) Get two slices of bread.

 4) Put ham, cheese and tomato on one slice of bread.

 5) Put other slice of bread on top and gently press down.

 6) Heat grill.

 7) Put sandwich under grill to brown, turning carefully.

 8) Allow to cool then cut into rectangles or triangles.