

# HALF-TERMLY HOMEWORK MENU YEAR 4

Topic: Hansel and Gretel

Term: Autumn 1

Name:

## Statutory Spellings

We will be having regular quizzes in school. Practice them little and often!

appear, busy, calendar, centre, grammar, natural, though, various, forwards, possession, accidentally.

## Reading

Don't forget to keep your reading diary up to date. Add comments, pictures – it is your diary!



Challenge:

1. Find 5 interesting words in the text. Write down the meaning of each word then use each one in a sentence of your own.

2. Write 5 questions you could ask someone to check if they have read it carefully.



## Times Tables

Practice your 4 and 8 times tables. Use the sheets to help you.

## Online Maths Weekly

Use Times Tables Rockstars



Use Mathletics weekly

Mathletics

We'll be watching and rewarding you for your efforts!



## Topic Project Activities

- Design your own cottage for our story.
- Write a diary entry as Hansel or Gretel when they get home.
- In our story, Hansel and Gretel dropped breadcrumbs to try and find their way home. Draw a map of your journey from home to a special place.
- Write about what you think happened to the gingerbread house after the witch died. (Some questions to get you thinking, did Hansel and Gretel claim the house as their own? Did someone buy the house? If so what were they like?)
- Create some art showing Hansel and Gretel being taken through the forest by their step-mother - think about the descriptive language in our story to help.
- Invent your own sweet and create an advert for it (This could be a poster or a video you film)

**Bring your homework in and we can share it with the class on**

**Fridays. You will receive dojos for your hard work!**

# Suggested Spelling Games


- Draw a picture of your word
- Write/find a definition for your word
- Find a synonym for your word



Write your words in rainbow colours first write it in red then over the top in orange ect....




- Write a sentence with your word in.
- Can you write a sentence with more than one of your words in.



Make up a mnemonic for words you are having difficulty with.

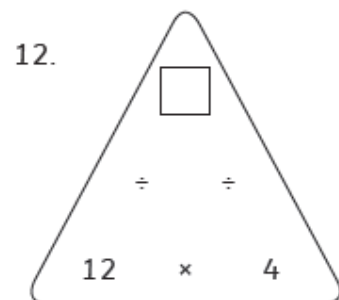
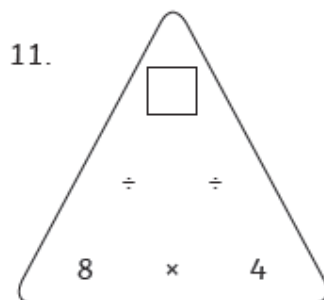
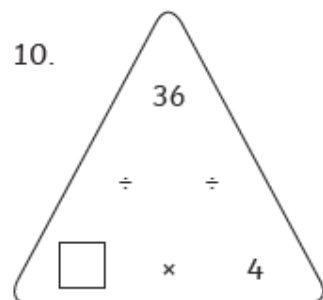
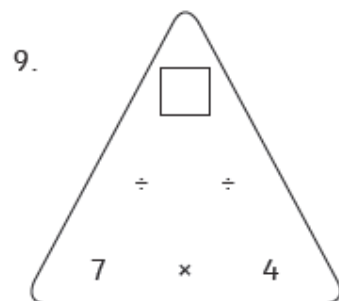
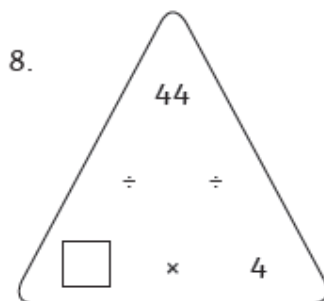
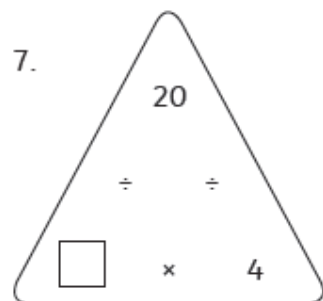
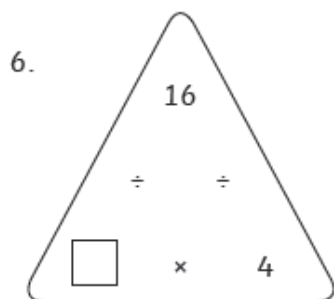
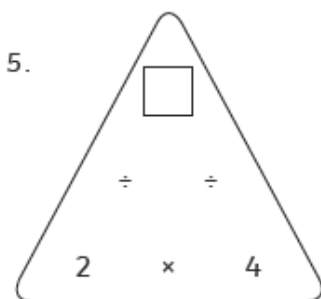
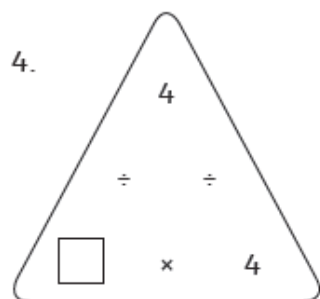
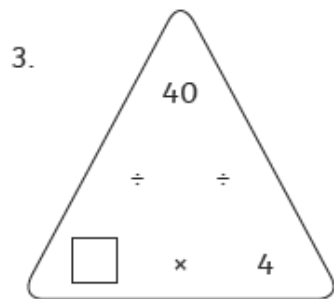
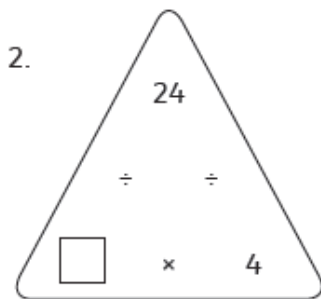
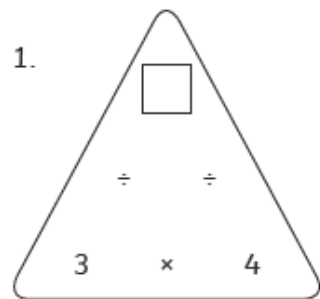
**because**

**b**ig **e**lephants **c**an  
**a**lways **u**nderstand **s**mall  
**e**lephants



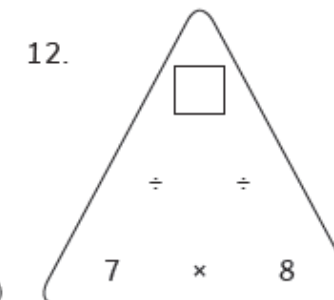
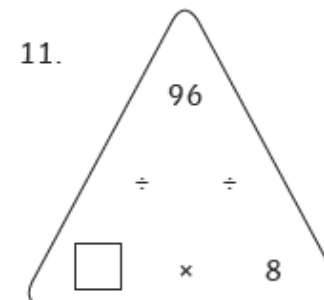
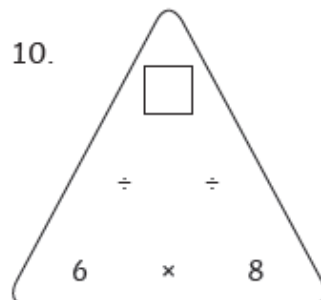
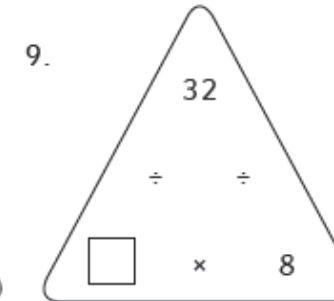
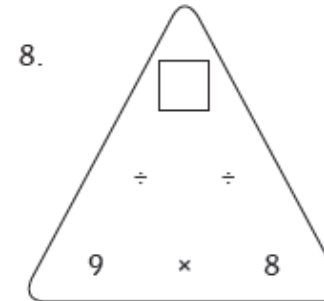
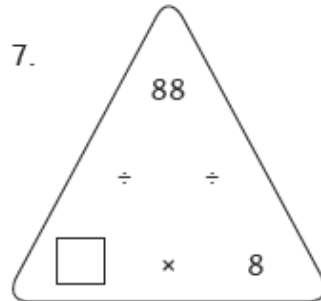
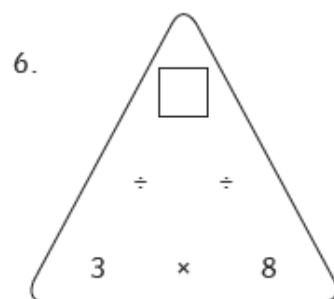
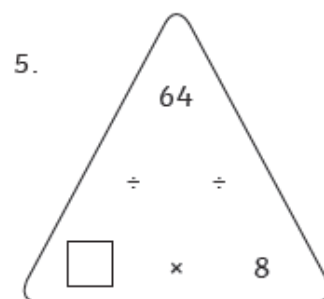
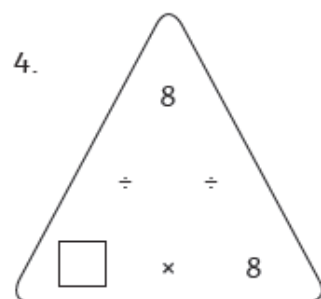
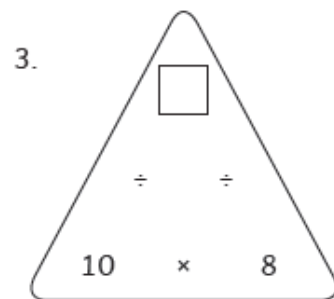
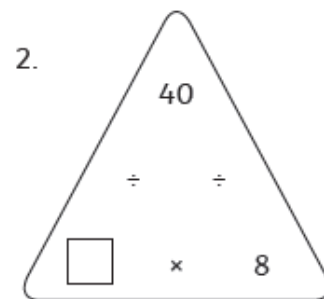
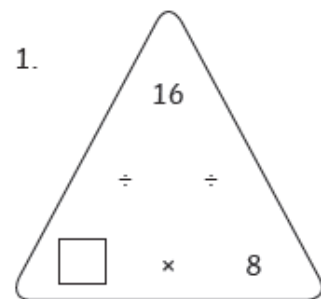
# Multiplication Triangles x4

Fill in the blanks in these multiplication triangles.



# Multiplication Triangles x8

Fill in the blanks in these multiplication triangles.



## **KS2 Reading Challenges!**

Answer one (or more!) of the following after you have read a book, a newspaper article, a magazine or ...

- 1. Find 5 interesting words in the text. Write down the meaning of each word then use each one in a sentence of your own.**
- 2. Write 5 questions you could ask someone to check if they have read it carefully.**
- 3. Who was your favourite character? Justify your answer.**
- 4. Design a poster for the text you have read to persuade other people to read it.**
- 5. Copy out your favourite two sentences from the text and explain why you like each of them.**
- 6. Which chapter or paragraph is most important to the text. Explain why.**
- 7. Draw five thought bubbles and write what the main character might be thinking at different stages of the story.**
- 8. Which character in the story would you most like to be? Explain your answer.**
- 9. Write two facts and two opinions from the text.**
- 10. Write a prediction for what you think might happen next ...!**