

Varied Fluency

Step 5: Written Methods

National Curriculum Objectives:

Mathematics Year 4: (4C7) [Multiply two-digit and three-digit numbers by a one-digit number using formal written layout](#)

Differentiation:

Developing Questions to support using informal written methods to multiply 2-digits by a 1-digit number. Supported with pictorial representations and scaffolding for all questions.

Expected Questions to support using informal written methods to multiply 2-digits and 1-digit number. Supported with pictorial representations and some incomplete calculations.


Greater Depth Questions to support using informal written methods to multiply 2-digits by a 1-digit number. Includes incomplete calculations.

More [Year 4 Multiplication and Division](#) resources.

Did you like this resource? Don't forget to [review](#) it on our website.

Written Methods

1a. Complete the calculation to match the pictorial representation and solve it.



$16 \times 3 =$

$18 \times 2 =$

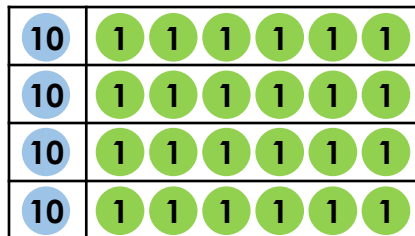
$18 \times 3 =$



VF

Written Methods

1b. Complete the calculation to match the pictorial representation and solve it.



$14 \times 4 =$

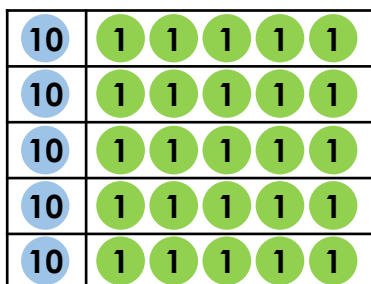
$16 \times 4 =$

$16 \times 5 =$



VF

2a. Complete the pictorial representation and the calculation.

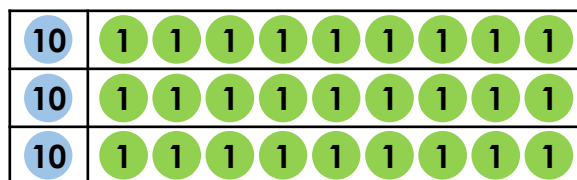


$\square \times 5 = \square$



VF

2b. Complete the pictorial representation and the calculation.



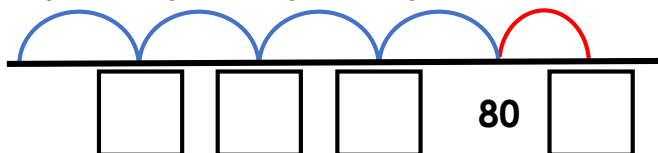
$\square \times 3 = \square$



VF

3a. Complete the number line to work out the answer to 41×2 .

$10 \times 2 =$ $10 \times 2 =$ $10 \times 2 =$ $10 \times 2 =$ $1 \times 2 =$



82

20

60

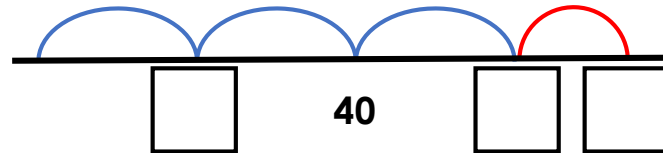
40



VF

3b. Complete the number line to work out the answer to 31×2 .

$10 \times 2 =$ $10 \times 2 =$ $10 \times 2 =$ $1 \times 2 =$



60

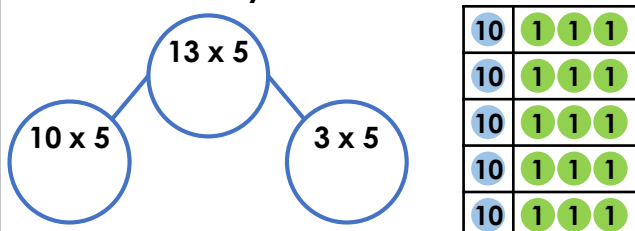
62

20



VF

4a. True or false? A part-whole model is an efficient way to calculate 13×5 .

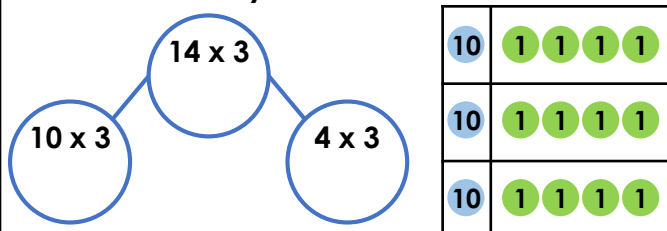


Use the part-whole model to work out the answer.



VF

4b. True or false? A part-whole model is an efficient way to calculate 14×3 .



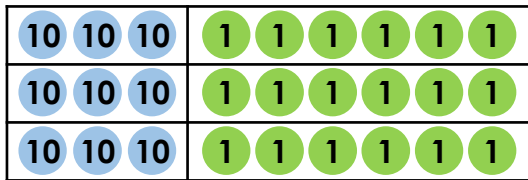
Use the part-whole model to work out the answer.



VF

Written Methods

5a. Complete the calculation to match the pictorial representation and solve it.



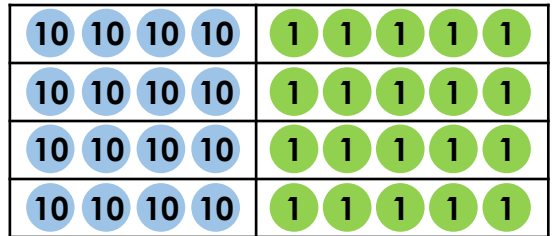
$$\square \times 3 = \square$$



VF

Written Methods

5b. Complete the calculation to match the pictorial representation and solve it.

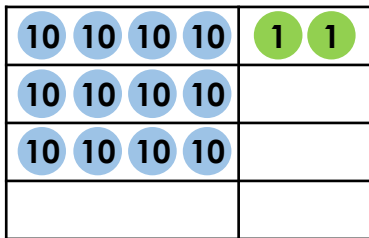


$$\square \times 4 = \square$$



VF

6a. Complete the pictorial representation and the calculation.

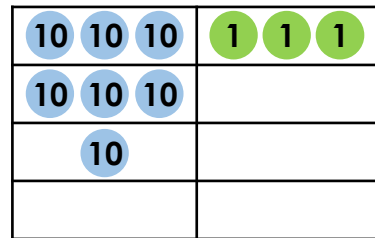


$$\square \times 4 = \square$$



VF

6b. Complete the pictorial representation and the calculation.



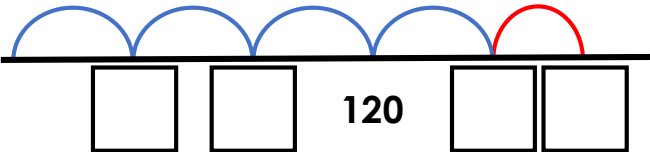
$$\square \times 4 = \square$$



VF

7a. Complete the number line to work out the answer to 46×4 .

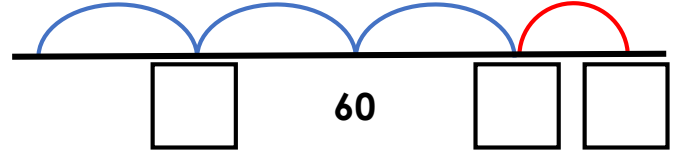
$$10 \times 4 = \quad 10 \times 4 = \quad 10 \times 4 = \quad 10 \times 4 = \quad 6 \times 4 =$$



VF

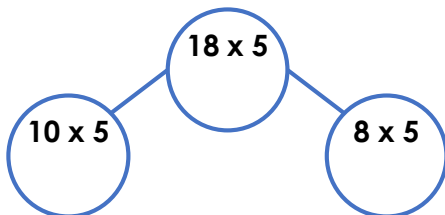
7b. Complete the number line to work out the answer to 37×3 .

$$10 \times 3 = \quad 10 \times 3 = \quad 10 \times 3 = \quad 7 \times 3 =$$



VF

8a. True or false? A part-whole model is an efficient way to calculate 18×5 .

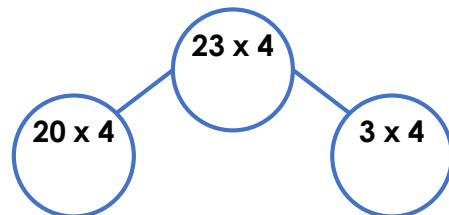


Use the part-whole model to work out the answer.



VF

8b. True or false? A part-whole model is an efficient way to calculate 23×4 .



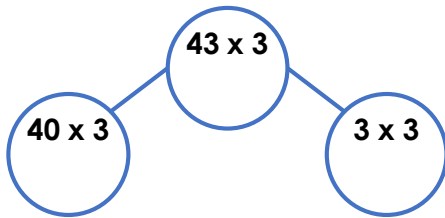
Use the part-whole model to work out the answer.



VF

Written Methods

9a. Complete the calculation to match the pictorial representation and solve it.



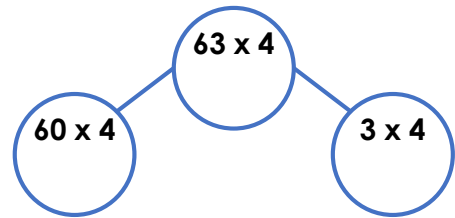
$$\square \times \square = \square$$



VF

Written Methods

9b. Complete the calculation to match the pictorial representation and solve it.

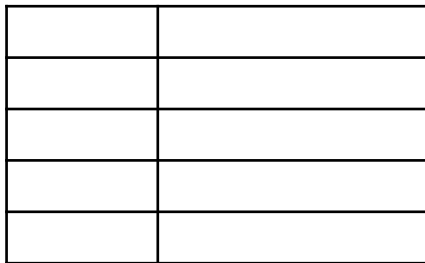


$$\square \times \square = \square$$



VF

10a. Complete the pictorial representation and the calculation.

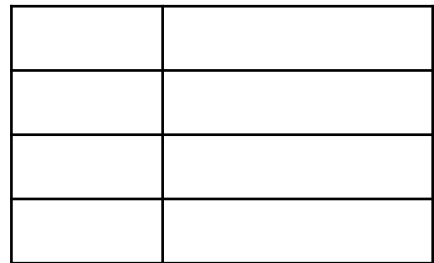


$$26 \times \square = \square$$



VF

10b. Complete the pictorial representation and the calculation.

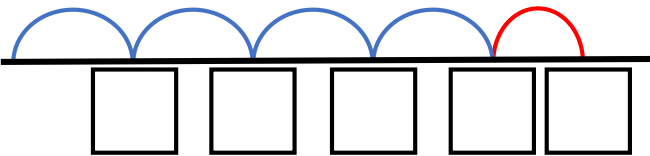


$$34 \times \square = \square$$



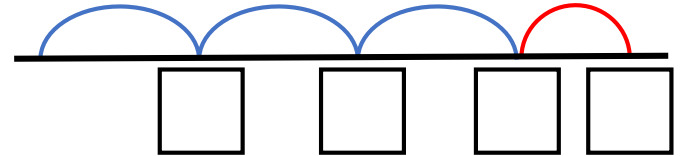
VF

11a. Complete the number line to work out the answer to 46×7 .



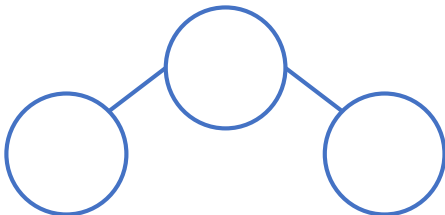
VF

11b. Complete the number line to work out the answer to 39×6 .



VF

12a. True or false? A part-whole model is an efficient way to calculate 47×5 .

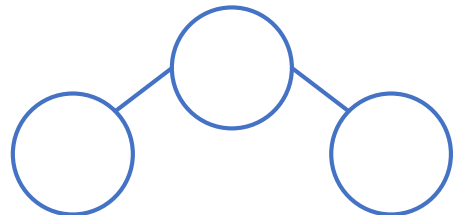


Use the part-whole model to work out the answer.



VF

12b. True or false? A part-whole model is an efficient way to calculate 72×6 .



Use the part-whole model to work out the answer.



VF

Varied Fluency Written Methods

Developing

1a. $18 \times 3 = 54$

2a. $15 \times 5 = 75$

3a. $41 \times 2 = 82$

4a. True, but allow for varied opinion. $13 \times 5 = 65$

Expected

5a. $36 \times 3 = 108$

6a. $42 \times 4 = 168$

7a. $46 \times 4 = 184$

8a. True, but allow for varied opinion. $18 \times 5 = 90$

Greater Depth

9a. $43 \times 3 = 129$

10a. $26 \times 5 = 130$

11a. $46 \times 7 = 322$

12a. True, but allow for varied opinion. $47 \times 5 = 235$

Varied Fluency Written Methods

Developing

1b. $16 \times 4 = 64$

2b. $19 \times 3 = 57$

3b. $31 \times 2 = 62$

4b. True, but allow for varied opinion. $14 \times 3 = 42$

Expected

5b. $45 \times 4 = 180$

6b. $33 \times 4 = 132$

7b. $37 \times 3 = 111$

8b. True, but allow for varied opinion. $23 \times 4 = 92$

Greater Depth

9b. $63 \times 4 = 252$

10b. $34 \times 4 = 136$

11b. $39 \times 6 = 234$

12b. True, but allow for varied opinion. $72 \times 6 = 432$