











Place Value Code Breaker

Monday

									
2	4	8	6	1	0	5	9	3	7

In the number						what is the value of the  ?
---------------	---	---	---	---	---	--






Answer: _____

In the number					what is the value of the  ?
---------------	---	---	---	---	--

Answer: _____

In the number						what is the value of the  ?
---------------	---	---	---	---	---	--

Answer: _____

What is the number						rounded to the nearest 10?
--------------------	---	---	---	---	---	----------------------------

Answer: _____

What is the number						rounded to the nearest 100?
--------------------	---	---	---	---	---	-----------------------------

Answer: _____

What is the number				written in Roman numerals?
--------------------	---	---	---	----------------------------

Answer: _____

Calculations Code Breaker

Solve the calculations and use the code breaker to spell out a summer-themed joke. The joke will read down the tables.

A	B	C	D	E	F	G	H	I	J	K	L	M
6	15	21	5	13	24	18	7	12	1	25	19	9

N	O	P	Q	R	S	T	U	V	W	X	Y	Z
22	16	11	26	2	17	20	3	10	8	14	23	4

	Answer	Letter
$64 \div 8$		
$63 \div 9$		
$1300 \div 100$		
0.02×100		
1.3×10		

	Answer	Letter
$55 \div 11$		
$160 \div 10$		

	Answer	Letter
0.24×100		
$144 \div 12$		
$1700 \div 100$		
$56 \div 8$		

	Answer	Letter
1.8×10		
$1600 \div 100$		

	Answer	Letter
4×4		
2.2×10		

	Answer	Letter
$42 \div 6$		
8×2		
$190 \div 10$		
$96 \div 8$		
0.5×10		
$48 \div 8$		
0.23×100		?

	Answer	Letter
3×8		
$60 \div 5$		
0.22×100		
$1900 \div 100$		
$54 \div 9$		
11×2		
0.05×100		

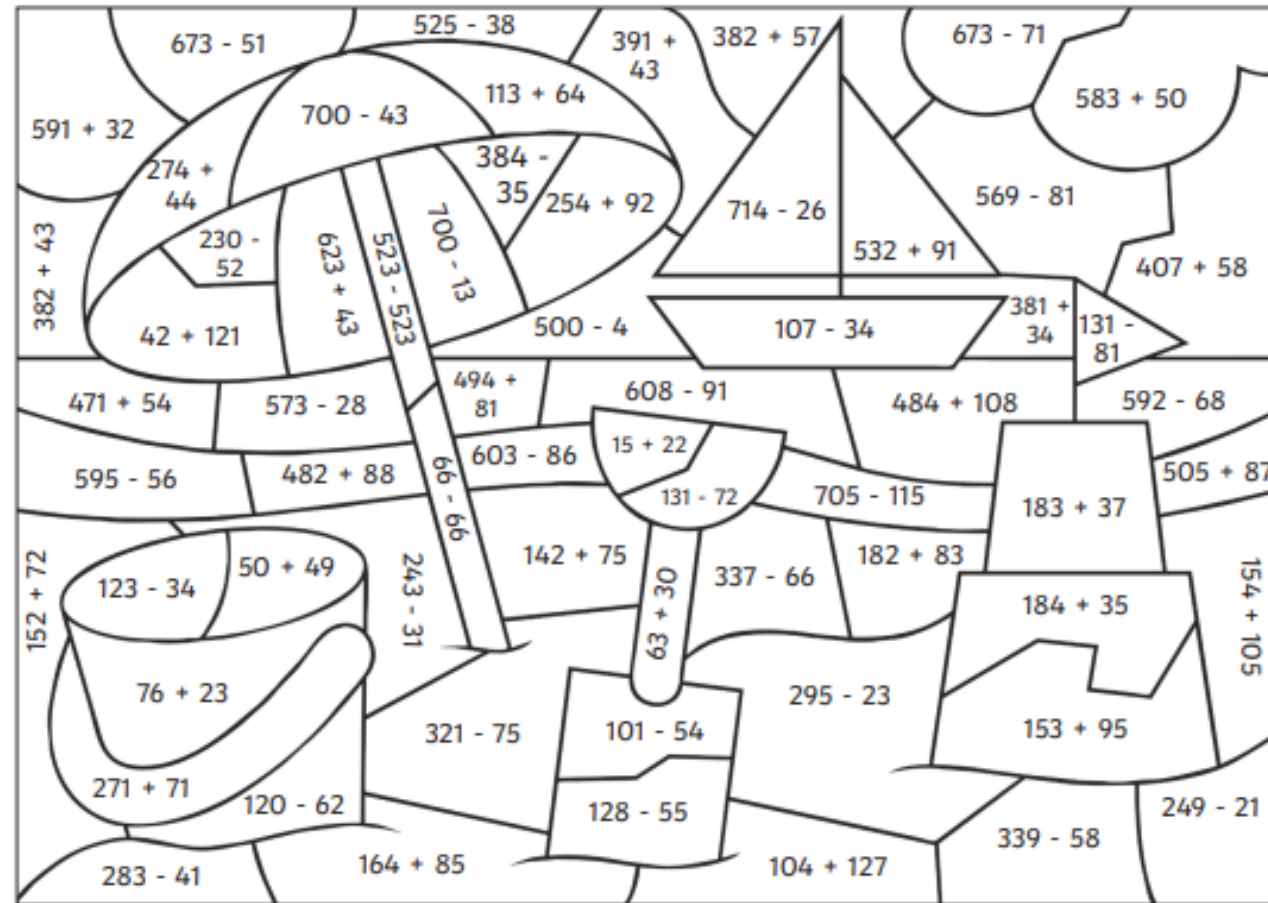
Question: _____

Punchline: _____

Monday

Colour by Calculation

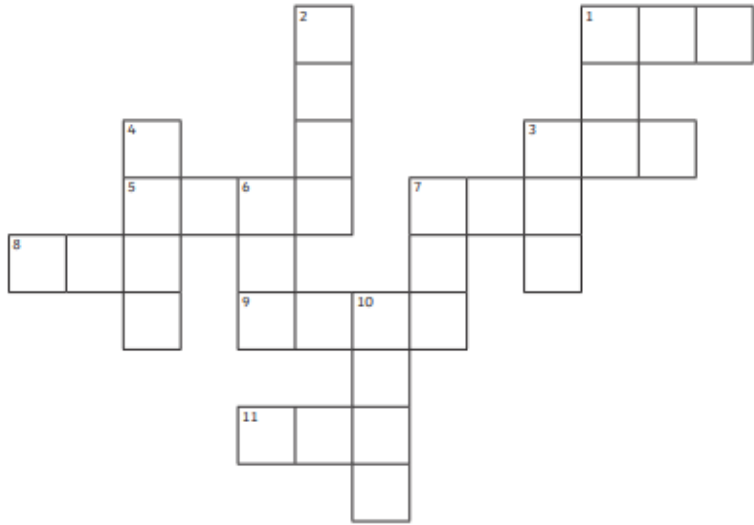
Use the key to colour the summer-themed picture.



Grey:	Red:	Orange:	Yellow:	Green:	Light Blue:	Dark Blue:	White:
0	1 - 100	101 - 200	201 - 300	301 - 400	401 - 500	501 - 600	601 - 700

Number Cross

Use the summer-themed code to complete the number cross. Use written methods of multiplication to solve the number cross.



Across:

- 1. ×
- 3. ×
- 5. ×
- 7. ×
- 8. ×
- 9. ×
- 11. ×

Down:

- 1. ×
- 2. ×
- 3. ×
- 4. ×
- 6. ×
- 7. ×
- 10. ×

2	4	8	6	1	0	5	9	3	7

Summertime Equivalent Fractions Maths Mosaic

Simplify each fraction to its lowest term to reveal the hidden picture. Each answer has a special colour.

yellow = $\frac{2}{3}$ | black = $\frac{3}{4}$ | pink = $\frac{2}{5}$ | green = $\frac{5}{6}$ | blue = $\frac{1}{3}$

$\frac{2}{6}$	$\frac{3}{9}$	$\frac{4}{6}$	$\frac{8}{12}$	$\frac{12}{18}$	$\frac{10}{15}$	$\frac{6}{9}$	$\frac{5}{15}$	$\frac{6}{18}$
$\frac{4}{12}$	$\frac{14}{21}$	$\frac{18}{27}$	$\frac{22}{33}$	$\frac{20}{30}$	$\frac{16}{24}$	$\frac{4}{6}$	$\frac{8}{12}$	$\frac{7}{21}$
$\frac{6}{8}$	$\frac{30}{40}$	$\frac{9}{12}$	$\frac{27}{36}$	$\frac{12}{16}$	$\frac{24}{32}$	$\frac{15}{20}$	$\frac{21}{28}$	$\frac{18}{24}$
$\frac{6}{9}$	$\frac{33}{44}$	$\frac{36}{48}$	$\frac{39}{52}$	$\frac{14}{21}$	$\frac{42}{56}$	$\frac{45}{60}$	$\frac{48}{64}$	$\frac{18}{27}$
$\frac{12}{18}$	$\frac{10}{15}$	$\frac{51}{68}$	$\frac{22}{33}$	$\frac{20}{30}$	$\frac{16}{24}$	$\frac{54}{72}$	$\frac{4}{6}$	$\frac{8}{12}$
$\frac{14}{21}$	$\frac{18}{27}$	$\frac{22}{33}$	$\frac{20}{30}$	$\frac{16}{24}$	$\frac{4}{6}$	$\frac{8}{12}$	$\frac{12}{18}$	$\frac{10}{15}$
$\frac{4}{6}$	$\frac{8}{12}$	$\frac{12}{18}$	$\frac{10}{15}$	$\frac{6}{9}$	$\frac{14}{21}$	$\frac{18}{27}$	$\frac{22}{33}$	$\frac{20}{30}$
$\frac{22}{33}$	$\frac{20}{30}$	$\frac{4}{10}$	$\frac{6}{15}$	$\frac{8}{20}$	$\frac{10}{25}$	$\frac{12}{30}$	$\frac{4}{6}$	$\frac{8}{12}$
$\frac{10}{12}$	$\frac{14}{21}$	$\frac{18}{27}$	$\frac{14}{35}$	$\frac{16}{40}$	$\frac{18}{45}$	$\frac{6}{9}$	$\frac{14}{21}$	$\frac{35}{42}$
$\frac{15}{18}$	$\frac{20}{24}$	$\frac{4}{6}$	$\frac{8}{12}$	$\frac{12}{18}$	$\frac{10}{15}$	$\frac{6}{9}$	$\frac{25}{30}$	$\frac{30}{36}$

Summer Number Puzzles

I collect some shells on the beach.
 I multiply the number of shells by 5.
 I then subtract 15,
 multiply by 7,
 and divide by 2.
 I end with the number 735.
 How many shells did I collect?



I decorate my sandcastle with flags.
 I multiply the number of flags by 7.
 I then add 78,
 multiply by 4,
 and divide by 3.
 I end with the number 300.
 How many flags did I use to decorate my sandcastle?



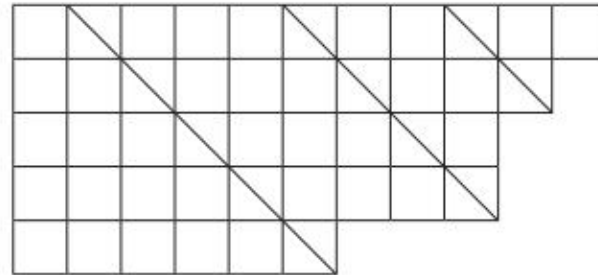
I practise cartwheels on the sand.
 I multiply the number of cartwheels by 8.
 I then subtract 132,
 multiply by 10,
 and divide by 4.
 I end with the number 30.
 How many cartwheels did I do?



Pirate Flags



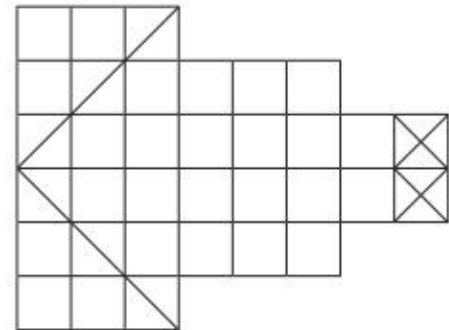
These flags have been designed on cm square grids.
 • What is the area of each flag?
 • What is the perimeter of each flag?
 Colour in the flags according to the fractions.



Red = $\frac{1}{2}$
 Green = $\frac{1}{2}$
 Blue = $\frac{1}{2}$

Area = _____
 Perimeter = _____

Red = $\frac{1}{4}$
 Green = $\frac{1}{8}$
 Blue = $\frac{1}{2}$
 White = $\frac{1}{8}$



Area = _____
 Perimeter = _____

Converting Units of Time Board Game

Instructions

Each player must choose a space to start from and place their counter on it.

The first player rolls the dice and moves their counter clockwise.

They must answer the question in that square, find the answer on the correct shell and cover it over.

The next player will take their turn.

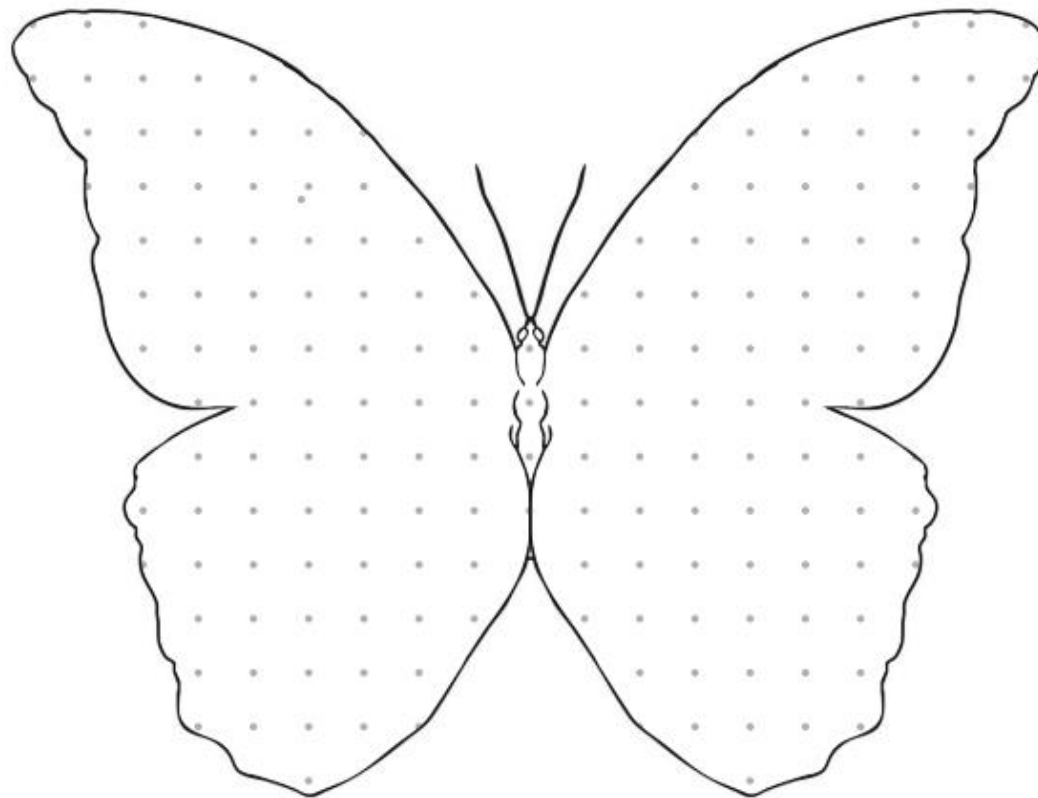
If a player lands on a square where the answer has already been covered, they must miss a go.

The winner is the player who has covered the most shells.

How many minutes are in 3 hours?	How many days are in 2 weeks?	How many years are in a decade?	How many seconds are in 6 minutes	How many hours are in a day?	
How many hours are in 3 days?					How many minutes are in 4 hours?
How many seconds are in 8 minutes?					How many days are in 5 weeks?
How many years are in a millennium?					How many years are in a century?
How many days are in 8 weeks?	How many minutes are in 5 hours?	How many seconds are in 10 minutes?	How many hours are in 2 days?	How many seconds are in 7 minutes?	

Butterfly Pattern Symmetry

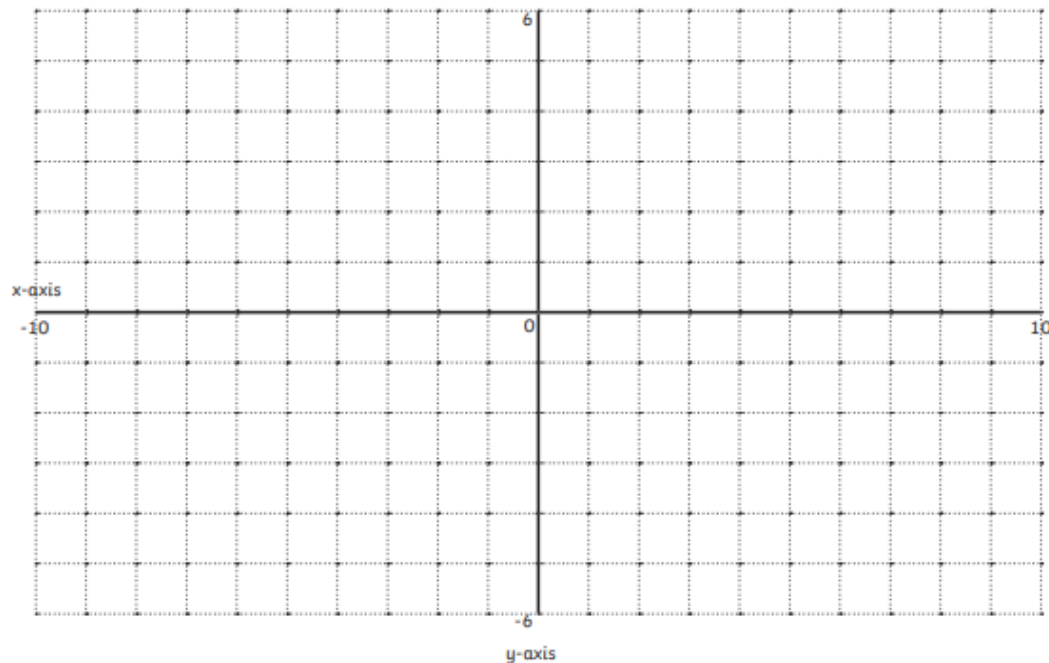
Draw a symmetrical pattern on this butterfly using different quadrilaterals.



Which quadrilaterals did you use in your symmetrical design?

Coordinate and Reflection Mystery Picture

Plot these shapes onto the coordinate grid and join them together with straight lines. Next, reflect the shapes over the y-axis to reveal a mystery picture.



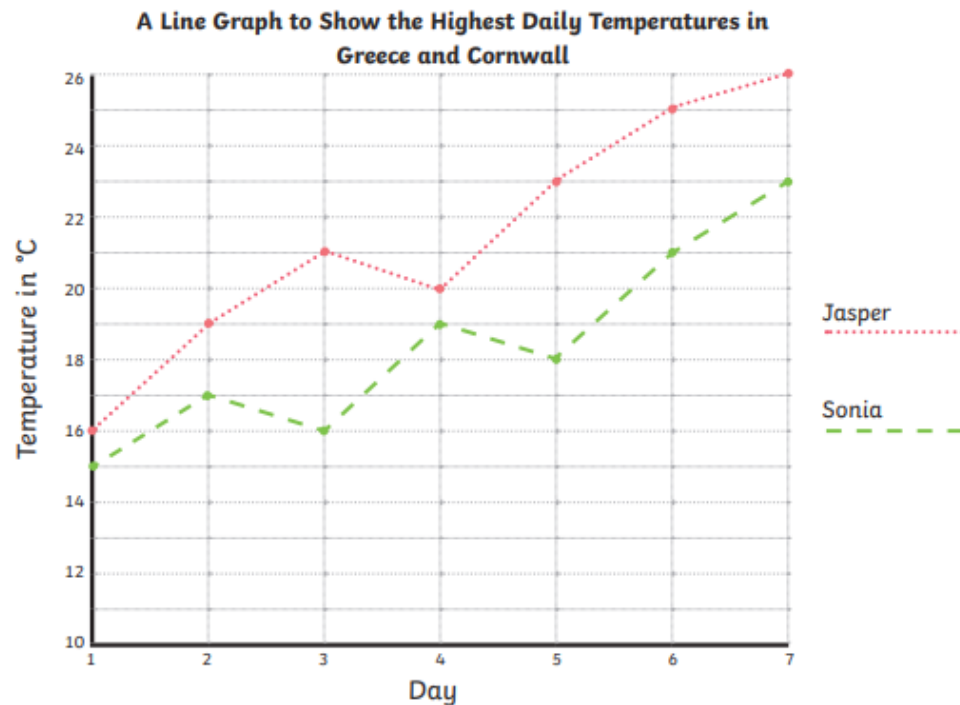
1. $(-7, 3), (-5, 3), (-5, 5), (-4, 4), (-4, 2), (-3, 1), (-2, 1), (-2, 2), (-1, 2), (-1, 1), (0, 1), (0, -4), (-1, -4), (-3, -3), (-4, -2), (-4, -1), (-3, 0), (-5, 2), (-6, 2), (-7, 3)$
2. $(-4, -1), (-6, -1), (-6, -2), (-4, -1)$
3. $(-4, -2), (-6, -3), (-5, -4), (-4, -2)$
4. $(-3, -3), (-3, -5), (-2, -5), (-3, -3)$

The mystery picture is _____

Summer Holiday Temperatures Line Graph

Jasper went on his summer holiday to Greece. Sonia went on her summer holiday to Cornwall. Here is a line graph showing the highest daily temperature on each day of their summer holidays.

Use the graph to answer the questions.



1. What was the temperature on day 4 of Jasper's holiday? <input type="text"/>	2. What was the temperature on day 1 on Sonia's holiday? <input type="text"/>
3. What was the difference in temperature between Greece and Cornwall on day 3? <input type="text"/>	4. How much warmer was it in Greece than Cornwall on day 7? <input type="text"/>
5. On which day was the temperature of Sonia's holiday 21°C? <input type="text"/>	6. On which day did the temperature in Greece decrease? <input type="text"/>

Thursday –

Last week you had a go at using isometric paper to draw 3D shapes.

Use the dots on the next slide to draw a 3D shape, design or world!

