














Bugle School

Aspire Academy Trust



Art Curriculum


Art Overview

	Autumn Term		Summer Term	
	Drawing and Painting		Mixed Media	
	Autumn 1	Autumn 2	Summer 1	Summer 2
Year 1		Drawing & Colour 		Collage 
Year 2	Drawing & Colour 		3D Sculpture 	
Year 3		Drawing & Colour 		Collage 
Year 4	Drawing & Colour 		3D Structures <i>Greek vases</i> 	
Year 5		Drawing & Colour 		Printmaking 
Year 6	Drawing & Colour 		Textiles <i>Techniques</i> 	



Year 1

	Autumn Term		Summer Term	
	Drawing and Painting		Mixed Media	
	Autumn 1	Autumn 2	Summer 1	Summer 2
Overview		Drawing & Colour 		Collage 
Final Outcome	<i>Henri Matisse (The Snail) (Coloured Paper)</i> <i>Piet Mondrian (Composition II) (Colouring pencils -> Paint)</i>		<i>Pablo Picasso (Three musicians)</i> <i>Design and create a collage matching shapes and colours to a plan</i>	
Key Skills	<i>Observe and draw shapes from objects</i> <i>Draw shapes in between objects</i> <i>Investigate tone by drawing light/dark lines, light/dark patterns, light/dark shapes</i> <i>Investigate textures by describing, naming, rubbing, copying</i> <i>Use a variety of techniques and tools including different brush sizes</i> <i>Work on different scales</i> <i>Identify primary colours by name</i>		<i>Create images from a variety of different media</i> <i>Arrange and glue materials to different backgrounds</i> <i>Sort and group materials for different purposes</i> <i>Fold, crumple, tear and overlap papers</i> <i>Collect, sort, name and match colours appropriate for an image</i> <i>Create and arrange shapes</i> <i>Create, select and use textured paper for an image</i>	
Key Vocab	<i>construct</i> <i>sketch</i> <i>line</i> <i>form</i> <i>media</i> <i>tone</i>		<i>arrange</i> <i>purpose</i> <i>texture</i> <i>textile</i> <i>comparison</i> <i>collection</i>	
Artists Covered	Piet Mondrian H. Matisse		Pablo Picasso	
Required Resources	<i>Coloured paper, colouring pencils, paint</i>		<i>Shapes, colours, coloured paper, magazines, newspapers, glue, card, scissors</i>	



Year 2

	Autumn Term		Summer Term	
	Drawing and Painting		Mixed Media	
	Autumn 1		Autumn 2	
	Drawing & Colour			
			Summer 1	Summer 2
Overview			3D <i>Sculpture</i> 	
Final Outcome	Pointillism Leonardo da Vinci (Self-portraits) Colouring Pencils / Chalk		Design and create a 3D sculpture inspired by the work of Andy Goldsworthy	
Key Skills	<p><i>Observe and draw shapes from objects</i></p> <p><i>Draw shapes in between objects</i></p> <p><i>Investigate tone by drawing light/dark lines, light/dark patterns, light/dark shapes</i></p> <p><i>Use a variety of techniques and tools including different brush sizes</i></p> <p><i>Work on different scales</i></p> <p><i>Mix primary shades and tone</i></p> <p><i>Create textured paint by adding sand or plaster</i></p>		<p><i>Manipulate malleable materials in a variety of ways including rolling and kneading</i></p> <p><i>Explore sculpture with a range of malleable media</i></p> <p><i>Experiment with constructing and joining recycled, natural and manmade materials</i></p> <p><i>Use simple 2D shapes to create a 3D form</i></p>	
Key Vocab	<p><i>shade</i></p> <p><i>tone</i></p> <p><i>smudge</i></p> <p><i>repetition</i></p> <p><i>primary colours</i></p> <p><i>construct</i></p>		<p><i>sculpture</i></p> <p><i>recycle</i></p> <p><i>malleable</i></p> <p><i>form</i></p> <p><i>manmade</i></p> <p><i>natural</i></p>	
Artists Covered	Pointillism movement Leonardo da Vinci		Andy Goldsworthy	
Required Resources	<i>Paint, cotton swabs, paper</i>		<i>A variety of resources collected from the school grounds over the year</i>	

Year 3

	Autumn Term		Summer Term	
	Drawing and Painting		Mixed Media	
	Autumn 1	Autumn 2	Summer 1	Summer 2
Overview		Drawing & Colour 		Collage 
Final Outcome	<p><i>Andy Warhol (Marilyn Series)</i> Oil Pastels</p> <p><i>William Kentridge (Self-portraits)</i> Charcoal</p>		<p><i>Create a collage portrait in the style of Arcimboldo taking inspiration from the outdoor area at Franklin</i></p>	
Key Skills	<p><i>Become proficient with using: charcoal, chalk pastels and crayon</i></p> <p><i>Make marks and lines with a range of drawing implements</i></p> <p><i>Experiment with grades of pencil to create lines and marks and achieve variation in tone</i></p> <p><i>Apply simple use of pattern and texture in a drawing</i></p> <p><i>Use more specific colour language</i></p> <p><i>Work on a range of scales when considering brush choice</i></p>		<p><i>Experiment with a range of collage techniques such as teaching, overlapping and layering.</i></p> <p><i>Add collage to a painted, printed or drawn background</i></p> <p><i>Use a range of media to create collages</i></p> <p><i>Use collage as a means of collecting ideas and information and building a visual dictionary</i></p> <p><i>Use collage as a means of extending work from initial ideas</i></p>	
Key Vocab	<p><i>grade</i></p> <p><i>variation</i></p> <p><i>implements</i></p> <p><i>texture</i></p> <p><i>annotate</i></p> <p><i>scale</i></p>		<p><i>inspiration</i></p> <p><i>layering</i></p> <p><i>hidden-meaning</i></p> <p><i>collate</i></p> <p><i>reaction</i></p> <p><i>impact</i></p>	
Artists Covered	<p>Andy Warhol</p> <p>William Kertidge</p>		<p>Giuseppe Arcimboldi</p>	
Required Resources	<p><i>Oil pastels, paint</i></p>		<p><i>Shapes, colours, coloured paper, magazines, newspapers, glue, card, scissors</i></p>	



Year 4

	Autumn Term		Summer Term	
	Drawing and Painting		Mixed Media	
	Autumn 1	Autumn 2	Summer 1	Summer 2
Overview	Drawing & Colour 		3D Structures Greek vases 	
Final Outcome	<i>Van Gough (Starry Night)</i> <i>Chalk Pastels</i> <i>Van Gough (Sunflowers)</i> <i>Cracked Wax effect</i>		<i>Design, create and evaluate a Greek inspired vase</i>	
Key Skills	<i>Become proficient with using: chalk pastels and cracked wax</i> <i>Experiment with different grades of pencil to draw different forms and shape</i> <i>Create textures with a wide range of drawing implements</i> <i>Develop an awareness of objects having a third dimension</i> <i>Apply tone in a drawing in a simple way</i> <i>Mix and use tints and shades</i>		<i>Shape form, model and construct from observation or imagination.</i> <i>Plan a structure through drawing and other preparatory work</i> <i>Join clay adequately and construct a simple base for extending and modelling other shapes</i> <i>Develop skills in using clay including slabs, coils and slips</i> <i>Produce intricate patterns and textures in a malleable media.</i>	
Key Vocab	<i>spectrum</i> <i>palette</i> <i>tints</i> <i>expressive</i> <i>media</i> <i>legacy</i>		<i>ceramic</i> <i>terracotta</i> <i>adhesive</i> <i>pulp</i> <i>inscription</i> <i>brittle</i>	
Artists Covered	Van Gough		Grayson Perry Barbara Hepworth	
Required Resources	<i>Chalk pastels</i> <i>Wax</i> <i>crayons</i>		<i>Clay, paint, clay shaping tools</i>	

Year 5

	Autumn Term		Summer Term	
	Drawing and Painting		Mixed Media	
	Autumn 1	Autumn 2	Summer 1	Summer 2
Overview		Drawing & Colour 		Printmaking WW1 Prints 
Final Outcome	Cezane (Still Life) Colouring Pencil Stephen Wiltshire: Skylines Watercolours and Fineliner (P282)		Utilise a wide variety of printing techniques to Create WW1 inspired print on calico	
Key Skills	<p><i>Develop proficiency with using: watercolours & colouring pencils</i></p> <p><i>Develop a painting from a drawing</i></p> <p><i>Identify primary, secondary, complementary and contrasting colours</i></p> <p><i>Begin to use simple perspective with a focal point and horizon</i></p> <p><i>Develop awareness of composition, scale and proportion</i></p> <p><i>Develop an individual style using tonal contrast and mixed media</i></p>		<p><i>Create repeating patterns</i></p> <p><i>Create printing blocks by simplifying an initial sketch book idea</i></p> <p><i>Use relief or impressed methods</i></p> <p><i>Create prints with two overlays</i></p> <p><i>Create prints with three overlays</i></p> <p><i>Work into prints with a range of media (e.g. pens colour pens and paints).</i></p>	
Key Vocab	<i>complementary</i> <i>contrasting</i> <i>proportion</i> <i>perspective</i> <i>horizon</i> <i>panoramic</i>		<i>textile</i> <i>colourants</i> <i>stencils</i> <i>block-print</i> <i>overlay</i> <i>impressed</i>	
Artists Covered	Paul Cézanne Stephen Wiltshire		William Morris Dan Mather	
Required Resources	<i>Tonal pencils, colouring pencils</i> <i>Watercolours, fineliner</i>		<i>Print materials, paint, WW1 designs</i>	

Year 6

	Autumn Term		Summer Term	
	Drawing and Painting		Mixed Media	
	Autumn 1	Autumn 2	Summer 1	Summer 2
Overview	Drawing & Colour 		Textiles Methods 	
Final Outcome	Claude Monet (Water Lilies) Watercolours & Oil Pastels) Constable (Landscapes) Paint and Oil Pastel		Examine and evaluate a variety of different techniques relating to textiles including weaving, sewing, mobiles and wax batik	
Key Skills	<p><i>Develop proficiency with using: watercolours, oil pastels & paint</i></p> <p><i>Use dry and wet media to make different marks, lines, patterns, textures and shapes</i></p> <p><i>Explore colour mixing and blending techniques</i></p> <p><i>Use different techniques for different purposes within their own work</i></p> <p><i>Start to develop a style using tonal contrast</i></p> <p><i>Mix and match colours to create atmosphere and light effects</i></p>		<p><i>Develop skills in stitching, cutting and joining</i></p> <p><i>Use fabrics to create 3D structures</i></p> <p><i>Use different grades of threads and needles</i></p> <p><i>Experiment with batik techniques</i></p> <p><i>Experiment with a range of media to overlap and layer creating interesting colours and textures and effects</i></p>	
Key Vocab	<p><i>tonal contrast</i></p> <p><i>impressionism</i></p> <p><i>eccentric</i></p> <p><i>reclusive</i></p> <p><i>interpretation</i></p> <p><i>iconic</i></p>		<p><i>grade</i></p> <p><i>batik</i></p> <p><i>implementation</i></p> <p><i>mass-produce</i></p> <p><i>market-share</i></p> <p><i>on-trend</i></p>	
Artists Covered	<p>Claude Monet</p> <p>John Constable</p>		<p>Izziyana Suhaimi</p>	
Required Resources	<p><i>Watercolours, oil pastels</i></p> <p><i>Paint, oil pastels</i></p>		<p><i>Needles, thread, batik, cross stitch fabric</i></p>	