

Age Range	4 to 11
% Special Educational Needs (Statemented/ EHCP) - SEN	x
% SEN Without a Statement/EHCP	18.4%
% Black and Minority Ethnic - BME	x
2019 % living in 30% most deprived areas (IDACI)	0.0%
% English as an Additional Language	0.0%

Sennen School

A
Academy

19.2 Pupils Per Teacher (Nov 2018)

Ofsted Rating: Overall Effectiveness

2
Good

<http://www.ofsted.gov.uk>

Free School Meals (Ever6 Pupil Premium)

25.0%
19 pupils

National Average: 22.5%

Pupils: 76

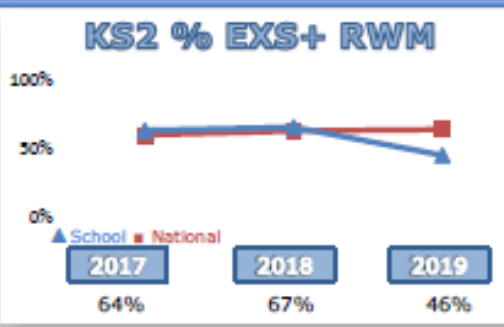
40 (52.6%)
36 (47.4%)

KS1 2019
12 pupils

2018 10 pupils
2017 13 pupils

Reading

		2017	2018	2019
KS1	ES+	85%	60%	83%
	GDS	15%	20%	33%
KS2	ES+	79%	87%	77%
	GDS	36%	27%	31%

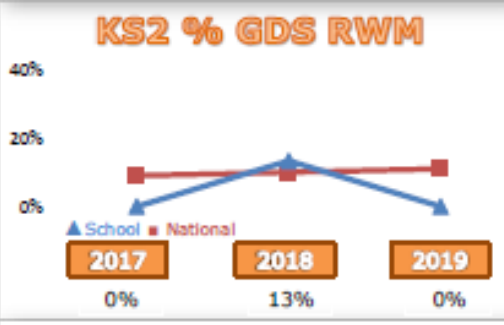


KS2 2019
13 pupils

2018 15 pupils
2017 14 pupils

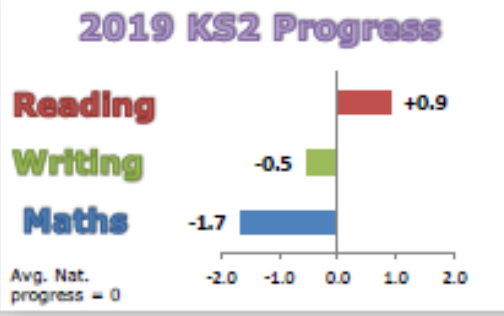
Writing

		2017	2018	2019
KS1	ES+	69%	50%	75%
	GDS	23%	20%	17%
KS2	ES+	71%	87%	77%
	GDS	21%	33%	8%



Maths

		2017	2018	2019
KS1	ES+	77%	50%	83%
	GDS	23%	10%	25%
KS2	ES+	71%	80%	77%
	GDS	14%	40%	8%



Overall Attendance:
% of possible sessions (half-days) recorded as attended

2015/16	96.1%
2016/17	96.0%
2017/18	95.6%

Compared to National Average+

Significantly Above

Significantly Below

CORNWALL COUNCIL

Persistent Absence:
% of pupils who missed >10% of possible sessions (half-days)

2015/16	8.8%
2016/17	8.3%
2017/18	5.5%