

# Progression in Calculations. Y4

## Division.

### Year 4

#### Divide 2-digits by 1-digit (1)

Children build on their knowledge of dividing a 2-digit number by a 1-digit number from Year 3 by sharing into equal groups.

Presenting the problem:

*'Eighty-one marbles are shared equally between three children. How many marbles does each child get?'*

$$81 \div 3 = ?$$



Children use examples where the tens and the ones are divisible by the divisor. They then move on to calculations where they exchange between tens and ones.

#### Divide 2-digits by 1-digit (2)

Children explore dividing 2-digit numbers by 1-digit numbers involving remainders. They continue to use the

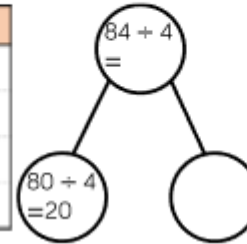
Jack is dividing 84 by 4 using place value counters.



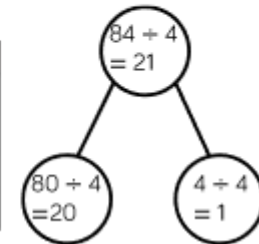
First, he divides the tens.

Then, he divides the ones.

Tens	Ones
10	
10	
10	
10	



Tens	Ones
10	1
10	1
10	1
10	1



## Progression in Calculations. Y4

### Division.

place value counters to divide in order to explore why there are remainders.

Short division

$$\begin{array}{r} 21 \\ 4 \overline{) 84} \end{array}$$

- $8 \text{ tens} \div 4 = 2 \text{ tens}$   
'Write "2" in the tens column.'
- $4 \text{ ones} \div 4 = 1 \text{ one}$   
'Write "1" in the ones column.'
- 'First write the divisor: "4".'
- 'Then draw the frame.'
- 'Then write the dividend: "84".'
- 'Now divide, starting with the tens: eight tens divided by four is equal to two tens; write "2" in the tens column.'
- 'Then move to the ones: four ones divided by four is equal to one one; write "1" in the ones column.'

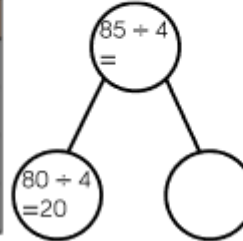
Teddy is dividing 85 by 4 using place value counters. 



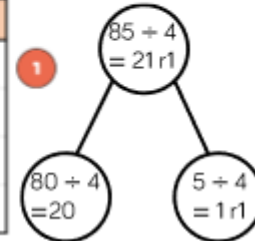
First, he divides the tens.

Then, he divides the ones.

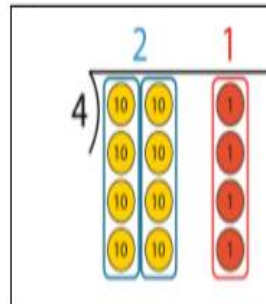
Tens	Ones
10	
10	
10	
10	



Tens	Ones
10	1
10	1
10	1
10	1



Algorithm with place-value counters - summary:



$8 \text{ tens} \div 4 = 2 \text{ tens}$

$4 \text{ ones} \div 4 = 1 \text{ one}$

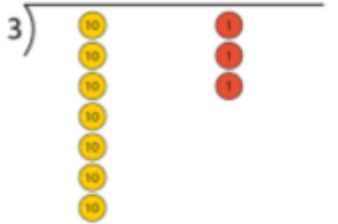
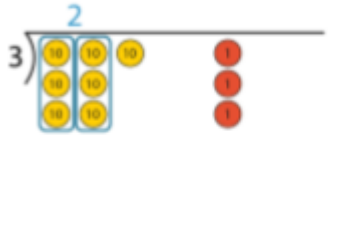
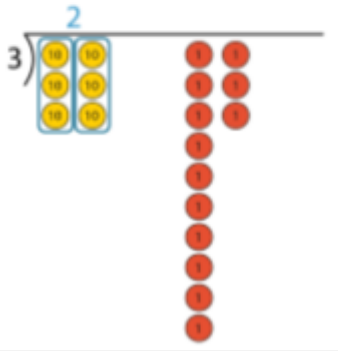
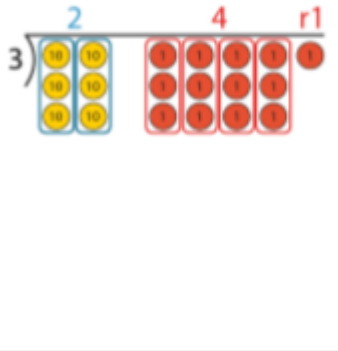
- 'Eight tens and four ones divided between four is equal to two tens and one one.'
- 'Each child gets twenty-one sticks.'

# Progression in Calculations. Y4

## Division.

'Seventy-three sticks are shared equally between three children. How many sticks does each child get?'

$$73 \div 3 = ?$$

Step 1 – write the divisor and dividend	Step 2 – sharing the tens...
	
<p>'Seventy-three divided by three.'</p>	<p>7 tens <math>\div</math> 3 = 2 tens r 1 ten  <i>'Write "2" in the tens column...'</i></p>
Step 3 –...and exchanging	Step 4 – sharing the ones
	
<p>1 ten = 10 ones  <i>'...and write "1" to the left of the ones digit of the dividend to make thirteen ones.'</i></p>	<p>13 ones <math>\div</math> 3 = 4 ones r 1 one  <i>'Write "4 r 1" in the ones column.'</i></p>

## Progression in Calculations. Y4

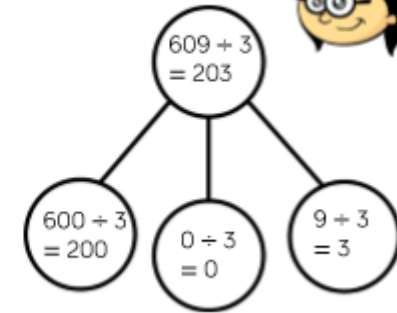
### Division.

#### Divide 3-digits by 1-digit

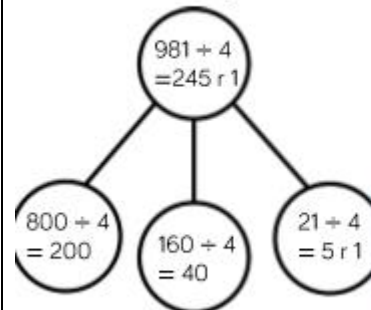
Children apply their previous knowledge of dividing 2-digit numbers to divide a 3-digit number by a 1-digit number. They use place value counters and part-whole models to support their understanding. Children divide numbers with and without remainders.

Annie is dividing 609 by 3 using place value counters.

Hundreds	Tens	Ones
100 100		1 1 1
100 100		1 1 1
100 100		1 1 1



Rosie is using flexible partitioning to divide 3-digit numbers. She uses her place value counters to support her.



Hundreds	Tens	Ones
100 100	10 10 10 10	1 1 1 1 1 1 1 1
100 100	10 10 10 10	1 1 1 1 1 1 1 1
100 100	10 10 10 10	1 1 1 1 1 1 1 1
100 100	10 10 10 10	1 1 1 1 1 1 1 1

Use Rosie's method to solve:

$$726 \div 6$$

$$846 \div 6$$


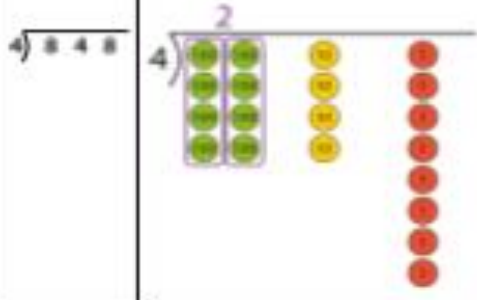
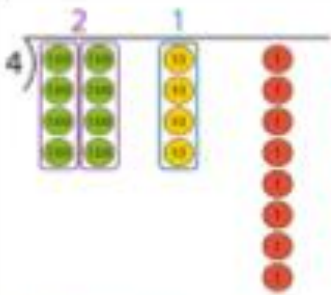
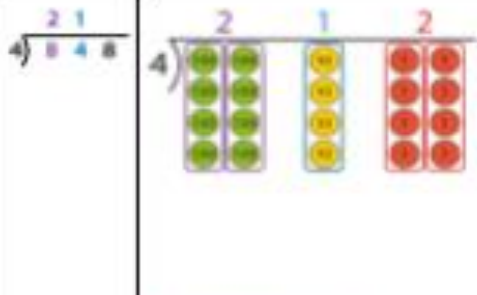
$$846 \div 7$$

Progression in Calculations. Y4

Division.

Eight hundred and forty-eight pencils are shared equally between four year groups. How many pencils does each year group get?

$$848 \div 4 = ?$$

Step 1 – write the divisor and dividend	Step 2 – sharing the hundreds
	
<p>Eight hundred and forty-eight divided by four.  <i>8 hundreds ÷ 2 = 2 hundreds</i>  <i>Write "2" in the hundreds column.</i></p>	
Step 3 – sharing the tens	Step 4 – sharing the ones
	
<p><i>4 tens ÷ 4 = 1 ten</i>  <i>Write "1" in the tens column.</i></p> <p><i>8 ones ÷ 4 = 2 ones</i>  <i>Write "2" in the ones column.</i></p>	

# Progression in Calculations. Y4

## Division.

- 'First write the divisor: "5".'
- 'Then draw the frame.'
- 'Then write the dividend: "705".'
- 'Now divide, starting with the hundreds: seven hundreds divided by five is equal to one hundred, with a remainder of two hundreds; write "1" in the hundreds column...'
- 'and exchange the remainder: two hundreds is equal to twenty tens; write "2" to the left of the tens digit of the dividend to make twenty tens.'
- 'Then move to the tens: twenty tens divided by five is equal to four tens; write "4" in the tens column.'
- 'Then move to the ones: five ones divided by five is equal to one one; write "1" in the ones column.'

*'Seven hundred and five exercise books are shared equally between five year groups. How many books does each year group get?'*

$$705 \div 5 = ?$$

Sharing the hundreds:

		$\begin{array}{r} 1 \\ 5 \overline{) 705} \end{array}$
<p>7 hundreds <math>\div</math> 5 = 1 hundred r 2 hundreds  <i>'Write "1" in the hundreds column...'</i></p>		

Exchanging:

		$\begin{array}{r} 1 \\ 5 \overline{) 7205} \end{array}$
<p>2 hundreds = 20 tens  <i>'...and write "2" to the left of the tens digit of the dividend to make twenty tens.'</i></p>		

Progression in Calculations. Y4

Division.

Short Division	$\begin{array}{r} 153 \\ 4 \overline{) 6212} \end{array}$