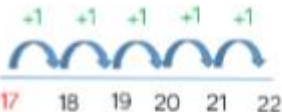

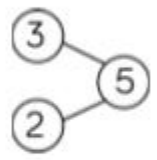


Progression in Calculations. Y2

Addition.

<p>Year 2</p>																
<p style="color: red; text-align: center;">Add and Subtract 10s</p> <p>Children should make use of place value to add 10s from a given number within 100.</p>	<p>Use the place value charts and concrete materials to complete the calculations.</p> <table border="1" style="display: inline-table; margin-right: 20px;"> <thead> <tr> <th style="background-color: #f4a460;">Tens</th> <th style="background-color: #f4a460;">Ones</th> </tr> </thead> <tbody> <tr> <td style="text-align: center;"> </td> <td style="text-align: center;">•••</td> </tr> <tr> <td style="text-align: center;"> </td> <td></td> </tr> <tr> <td></td> <td></td> </tr> </tbody> </table> $\begin{array}{r} 23 \\ + 40 \\ \hline \end{array}$	Tens	Ones		•••											
Tens	Ones															
	•••															
<p style="color: red; text-align: center;">Add 2-digits and 1-digit</p>	<p>$17 + 5 =$</p> <p style="text-align: center;">  $17 \quad 18 \quad 19 \quad 20 \quad 21 \quad 22$ </p> <p>Can you put the larger number in your head and count on the smaller number? Start at 17 and count on 5</p> <p>Can we use number bonds to solve the addition more efficiently?</p> <p style="text-align: center;">  $17 \quad 20 \quad 22$ </p> <p>We can partition 5 into 3 and 2 and use this to bridge the 10</p> <div style="display: flex; align-items: center; justify-content: center;">  </div> <p>Find the total of 20 and 7</p> <table style="display: inline-table; margin-right: 20px;"> <thead> <tr> <th style="text-align: left;">Tens</th> <th style="text-align: left;">Ones</th> <th></th> </tr> </thead> <tbody> <tr> <td style="text-align: center;"> </td> <td style="text-align: center;">•••••</td> <td style="text-align: right;">28</td> </tr> <tr> <td></td> <td style="text-align: center;">•••••</td> <td style="text-align: right;">+ 7</td> </tr> <tr> <td></td> <td style="text-align: center;">•••••</td> <td style="text-align: right;">35</td> </tr> <tr> <td></td> <td style="text-align: center;">•••••</td> <td style="text-align: right;">1</td> </tr> </tbody> </table> <ul style="list-style-type: none"> Partition both the numbers. Add together the ones. Have we got 10 ones? Exchange 10 ones for 1 ten. How many ones do we have? How many tens do we have? 	Tens	Ones			•••••	28		•••••	+ 7		•••••	35		•••••	1
Tens	Ones															
	•••••	28														
	•••••	+ 7														
	•••••	35														
	•••••	1														

Progression in Calculations. Y2

Addition.

Add 2-digit Numbers (1)

Focus on the language of tens and ones and look at different methods to add the numbers including the column method.

Find the sum of 34 and 23

	Tens	Ones
		••
+		••

$$64 + 12 = \underline{\quad}$$

$$4 \text{ ones} + 2 \text{ ones} = \underline{\quad}$$

$$6 \text{ tens} + 1 \text{ ten} = \underline{\quad}$$

$$\underline{\quad} \text{ tens} + \underline{\quad} \text{ ones} = \underline{\quad}$$

	Tens	Ones
		••
+		•

Add 2-digit Numbers (2)

Children use Base 10 and partitioning to add together 2-digit numbers including an exchange.

Find the sum of 35 and 26

	•••
+	•••
<hr/>	

- Partition both the numbers.
- Add together the ones. Have we got 10 ones?
- Exchange 10 ones for 1 ten.
- How many ones do we have?
- Add together the tens. How many do we have altogether?

Progression in Calculations. Y2

Addition.

What is the total cost of the bike and the construction set?



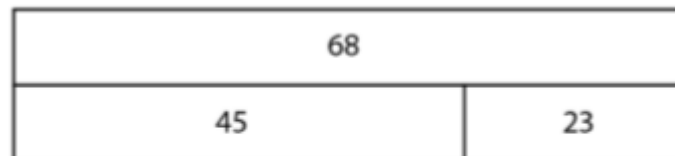
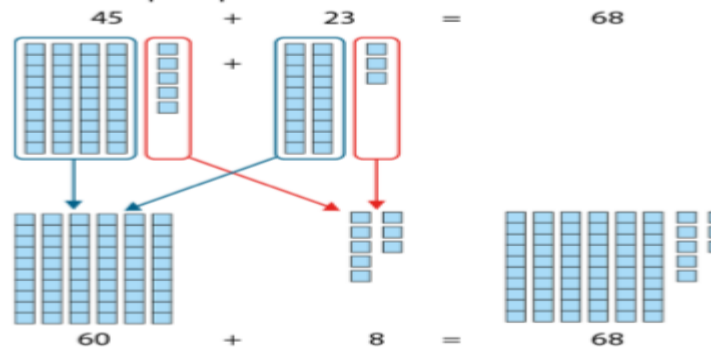
Comparing calculations:

$$£40 + £5 + £20 + £3$$

$$£45 + £23$$

- 'What's the same?'
- 'What's different?'

Dienes and part-part-whole model:



so $£45 + £23 = £68$

Progression in Calculations. Y2

Addition.
