



Learning Project – Class 4
Question: Does it take bravery to be an inventor?



Age Range: Year 5 and 6

Weekly Reading Tasks

Weekly Spelling Tasks

Monday- Independent choice (Reading Novel)
Use a dictionary to check word meaning of any words you do not understand.

Monday- Spellings taken from Statutory Y5/6 list.

- vehicle
- muscle
- guarantee
- queue
- rhythm
- stomach

Can you identify how many syllables there are in each word?
Can you say each word and pronounce each individual sound of the words i.e. in terr upt?
Can you look up the meanings of the words if you do not already know?

Tuesday- ERIC
Find in materials section


Tuesday- Rainbow write
Look at the Spelling words for the week again. Write out the word but use a different coloured pen/pencil for each letter of the word i.e. **interrupt**
Write out each word at least twice. You are not allowed to repeat the same colour scheme.


Wednesday- Short story Comprehension - find in materials section


Rock or Sand reading comprehension activity – moral story

Wednesday- Picture association
Use the weekly spelling words. Can you draw a group of mini pictures or symbols that links to each sound of the words that will help you remember how to spell the word correctly? It should only involve a quick sketch.
i.e. interrupt

in  (children coming in)

terr  (a growling cat)


up  (arrow pointing up)

t  (cup of tea)

Thursday - Independent choice (Reading Novel)
Use a dictionary to check word meaning of any words you do not understand.

Thursday- Around the word (use the weekly spelling words)
Can you draw a shape around each spelling word following the exact contours (ups and downs) of the word? Can you draw that shape without seeing the word? Does it remind you of the letters that fit into the shape? i.e.

interrupt



Friday Comprehension – find Friday’s comprehension task in the materials section

Friday- Look, cover, spell, check
Look at the word. Cover the word. Spell the word. Check your spelling.
Repeat 3x

Weekly Writing Tasks – all tasks posted daily

Weekly Maths Tasks – posted daily

Monday-
Release your imagination (*follow hyperlink below)

On a grey day, the grey people are on their way to work. Everyone is trudging in the same direction until one dreary commuter is knocked out of line. This triggers some amazing effects.

Generate some similes describing things from the video (aim for at least 7 similes) metaphors describing as many things as you can i.e:

- The people’s clothes were as grey
- They marched in rows as straight as....
- Ext: create a range of metaphors you might use in this scene

<https://www.literacyshed.com/imagination.html>

Monday-

Ensure you know all of your times tables. Ask your grown up to test you and if you make a mistake practise that times table.

I find that Look, Cover, read aloud, and check is good method to learning times tables.

Ext: Could you learn a new times table? Perhaps 13 x or 14x using some methods we might practise in class? i.e. 2 x ___ 4 x ___ 8x ___ 10x ___

Maths :

Y5 Video <https://vimeo.com/498327271>

Find your worksheet 11.1.21 What is a fraction worksheet on today’s maths learning

Y6 Video <https://vimeo.com/475425864>

Find your worksheet 11.1.21 What is a fraction worksheet on today’s maths

	learning
<p>Tuesday- Creative writing</p> <p>Can you describe in as much as detail as possible what would happen if it was you that had stepped out of the line and picked up the dragon? Change what happens when you pick it up. What happened to you? What happened around you? What happened to the dragon? You are <u>not</u> describing what is happening in the video.</p> <p>You will need to be as imaginative as possible and use as much description as possible. Start writing from the moment the dragon is in your hand. This is an assignment and if possible will need to be submitted via the 'turn in ' button and written on Google Docs and watch my video on how I might approach this writing task.</p> <p>Use the writing checklist for reference.</p> <p>https://www.literacysshed.com/imagination.html</p>	<p>Tuesday- 10 minutes of Sumdog or TT Rockstars (There is a TT rockstars competition beginning 25.1.21)</p> <p>Y5 Worksheets in today's date maths tasks. There is also an extension task. Y5 Video link https://vimeo.com/498327458</p> <p>Y5 extra resources if you're finding fractions tricky https://www.bbc.co.uk/bitesize/topics/z9syxcdm/articles/zh3xxyc and https://www.bbc.co.uk/bitesize/topics/z9syxcdm/articles/zhmjy9q?scrlybrkr=5ff59fc6</p> <p>Y6 Worksheets found in today's date maths tasks. There is also an extension task as requested by some of you. Tip: if I asked you what 2 lots of 4 was, you would think 2 x 4. This is important knowledge for those doing the extension. Y6 Video link https://vimeo.com/476253821</p>
<p>Wednesday Holding a sentence activity – rewrite my text. Add</p>	<p>Wednesday-</p> <p>Number fact starter: pick a tricky times table calculation i.e. 6 x 7 and generate as many facts about it as possible. i.e. 6 x7 = 42 42÷7 =6 7x6 = 42 42÷6 = 7</p> <p>6 x 70 = 420 420 ÷ 7 = 60 6 x 0.7 = 4.2 Etc</p> <p>Y6 Maths Video https://vimeo.com/475426110 Worksheets can be found in maths tasks with today's date. You can choose to do it on Kami if you'd prefer but that's under a separate assignment in this week's learning.</p> <p>Y5 Maths video https://vimeo.com/498327611 Worksheets can be found in maths tasks with today's date. You can choose to do it on Kami if you'd prefer but that's under a separate assignment in this week's learning.</p>
<p>Thursday - Sentence opener quiz – find attached and uploaded on today's date Answers are at the bottom for your reference</p>	<p>Thursday Spend 10 minutes on TTRockstars. Review and spend time learning any times tables that you do not know. Ask your grown ups to test you if you have a grown up available (ONLY if there</p>

	<p>is one available). If you don't know your times tables use the attached grids to practise. You can always draw your own grids using my templates.</p> <p>Y5 maths video https://vimeo.com/498362964 Sheet attached to tab 14.1.21</p> <p>Y6 maths video https://vimeo.com/476254074 Sheet attached to tab 14.1.21</p>
<p>Friday- Editing writing (purple pen work) Please find attached writing checklist to refer to</p>	<p>Friday Purple pen work. Review work from the week using the answer sheets I have posted though the week.</p>

Learning Project - to be done throughout the week

The project this week aims to provide opportunities for your child to

- Design Tech - Invent a four wheeled vehicle of which the world has never seen before. It must be able to travel/roll. Think about how vehicles do this? What is needed?
- History – create a poster or presentation answering the following questions:
 - Who were the Anglo Saxons?
 - Where did they come from?
 - What are their more famous/well known settlements?
 - What did they bring/contribute to England?
 - Are they renowned for inventing anything? What did they invent?
 - How did this invention impact life in England?
- Food tech - Invent your own pizza topping combination. A simple recipe for pizza dough and cooking can be found here [Quick pizza dough recipe | Sainsbury's Magazine](#) or (<https://www.sainsburysmagazine.co.uk/recipes/bread/quick-pizza-dough>)

STEM Learning Opportunities #sciencefromhome

- Shadow giant investigation – instructions and reading found in materials section

Mindfulness

Take a look at the mindfulness challenge booklet. Aim to do at least 2 things from the “Top Tips’ section and complete the “Wellbeing and resilience.” and “Good Deeds” section.