

Welcome to Reception at Castlefield School



Teaching Staff



Class RS
Mrs Sohal
Reception Leader



Class RC
Mrs Colwell



Class RM
Ms MacIver

General reminders



- ❖ Children need to come to school in their school uniform with black shoes.
- ❖ The Reception gate opens at 8.40am and closes at 8.50am.
- ❖ Being even 5 minutes late really adds up and children miss out on valuable learning time.
- ❖ At the end of the day school finishes at 2.55pm for Reception



Your child needs...

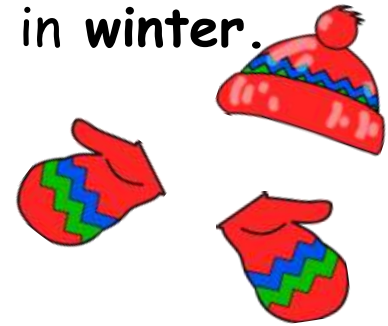


Book bag and water
bottle
every day.



A coat for playing
outside when cold and
wet.

Hat and gloves
in winter.



P.E.

RS - Mondays

RC - Tuesdays

RM - Thursdays



Sun hat when
hot and
sunny.

Attendance



- ❖ Children must attend school every day, even if they feel a little unwell.
- ❖ Absences mean children miss out on important learning and quickly fall behind.
- ❖ No holidays in term time!



Lunches



- ❖ Universal Free school meals are free for children in Reception.
- ❖ Your child's lunch order form must be in by Wednesday for the following week.
 - ❖ Please ensure your child has a healthy and balanced lunch.
- ❖ Children can bring in a water bottle with sports lid. (not juice, not frozen)



The school day



8.50 - Start of the school day.

9.00 - Maths carpet time

10.15 - Fruit time

10.30 - Phonics and Literacy

11.45-1.00 - Lunchtime

1.00-1.30 - Understanding the world

1.30- 2.40 - Department time

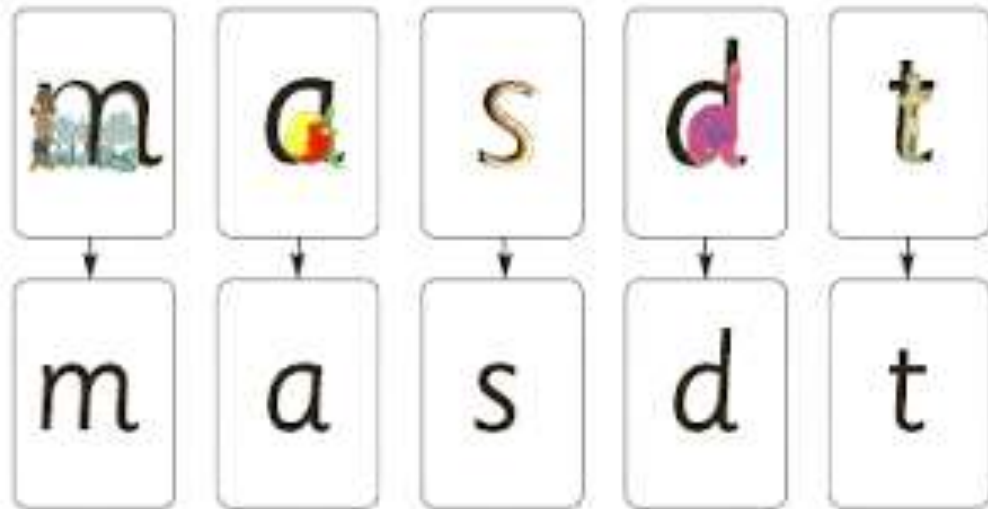
2.40 - Story

2.55 - Home time

Phonics and Maths



- ❖ We use the Read, Write Inc phonics scheme
- ❖ Your child will learn the letter sounds and how to blend



- ❖ We are a Maths Mastery school
- ❖ There is a greater emphasis in understanding and manipulating numbers rather than working with bigger numbers.

Prime Areas of learning

Communication and Language

- ❖ Listening and attention
- ❖ Understanding
- ❖ Speaking

Physical Development

- ❖ Moving and handling
- ❖ Health and self-care

Personal, Social and Emotional Development

- ❖ Self-confidence and self-awareness
- ❖ Managing feelings and behaviour
- ❖ Making relationships

Specific Areas of learning

Literacy

- ❖ Reading
- ❖ Writing

Maths

- ❖ Numbers
- ❖ Shape, space and measures

Understanding the world

- ❖ People and communities
- ❖ The world
- ❖ Technology


Expressive arts and design

- ❖ Exploring and using media and materials
 - ❖ Being imaginative

Characteristics of effective learning

Mr. Nosey

I enjoy finding out and exploring, like Mr. Nosey.



Playing and exploring:
Finding out and exploring.

Little Miss Curious

I play with what I know, like Little Miss Curious.



Playing and exploring:
Playing with what they know.

Mr. Brave

I will have a go, like Mr. Brave.



Playing and exploring:
Being willing to 'have a go'.

Mr. Adventure

I choose ways to do things, like Mr. Adventure.



Creating and thinking critically:
Choosing ways to do things.

Mr. Bump

I keep trying, like Mr. Bump.



Active learning:
Keeping trying.

Mr. Busy

I join in and concentrate, like Mr. Busy.



Active learning:
Being involved and concentrating.

Mr. Happy

I am proud of what I do, like Mr. Happy.



Active learning: Enjoying achieving what they set out to do.

Mr. Clever

I have my own ideas, like Mr. Clever.



Creating and thinking critically:
Having their own ideas.

Themes



This half term our theme is 'Amazing me'

- ❖ Our teaching, activities and experiences over the next half term will focus on this
- ❖ Our trips and experiences will cost no more than £30 a year, this is less than £1 a week
- ❖ Our first experience will be 'Diwali Day' in November

Homework



- ❖ Children will get their homework for the week every Friday.
- ❖ The completed homework will be collected in on Thursdays.
 - ❖ READ everyday with your child, discuss the story and ask questions. (We change reading books on Mondays, Wednesdays and Fridays)
- ❖ Sign the Maths and Reading sections of your child's Reading Journal.
 - ❖ Holiday homework



Things to do at home



- ❖ Name EVERYTHING.
- ❖ Practise getting dressed on their own.
- ❖ Practise putting on his/her shoes and socks.
- ❖ Practise putting on his/her coat.
- ❖ Help them to recognise their name.
- ❖ Write in lower case letters NOT capitals (see attached handwriting sheet)
- ❖ Practise letter sounds NOT names.
- ❖ Share stories and books.
- ❖ Sing songs and nursery rhymes.



Things to do at home



- ❖ Support your child with their reading and maths homework.
- ❖ Use and support your child using Numbots (log in details are in your child's reading record)
- ❖ Talk to your child about their school day.
- ❖ Come and see your child's class teacher if you have any questions or problems.



Finally...



- ❖ Any changes to phone numbers and addresses need to be given to the office.

Thank you for joining us.

