

Year 6 – Summer Block 3 – Statistics

Hi Year 6 – It's Tuesday 23rd June 2020

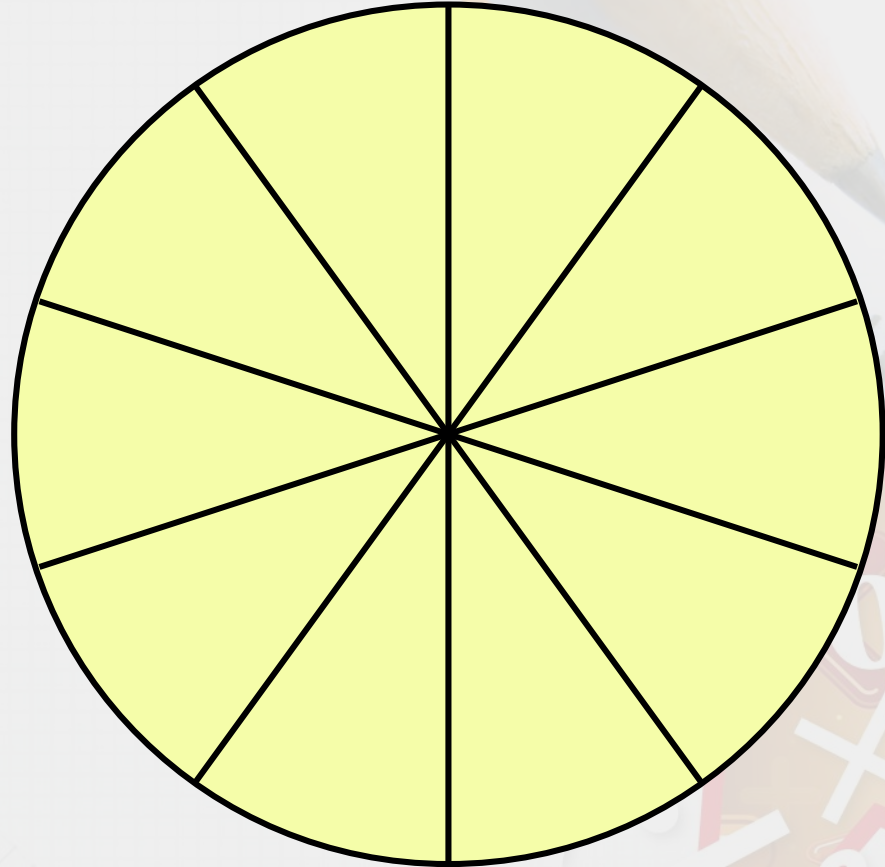
Part 1: Fluency

WALT Draw Pie Charts

*Use my green notes to help
you.*

Introduction

- **What do all angles around a point total?**
- **What is the size of each angle in this pie chart?**
- **If the total of all angles around a point represents 100%, what percentage is each section of this pie chart worth?**



Introduction

- What do all angles around a point total?

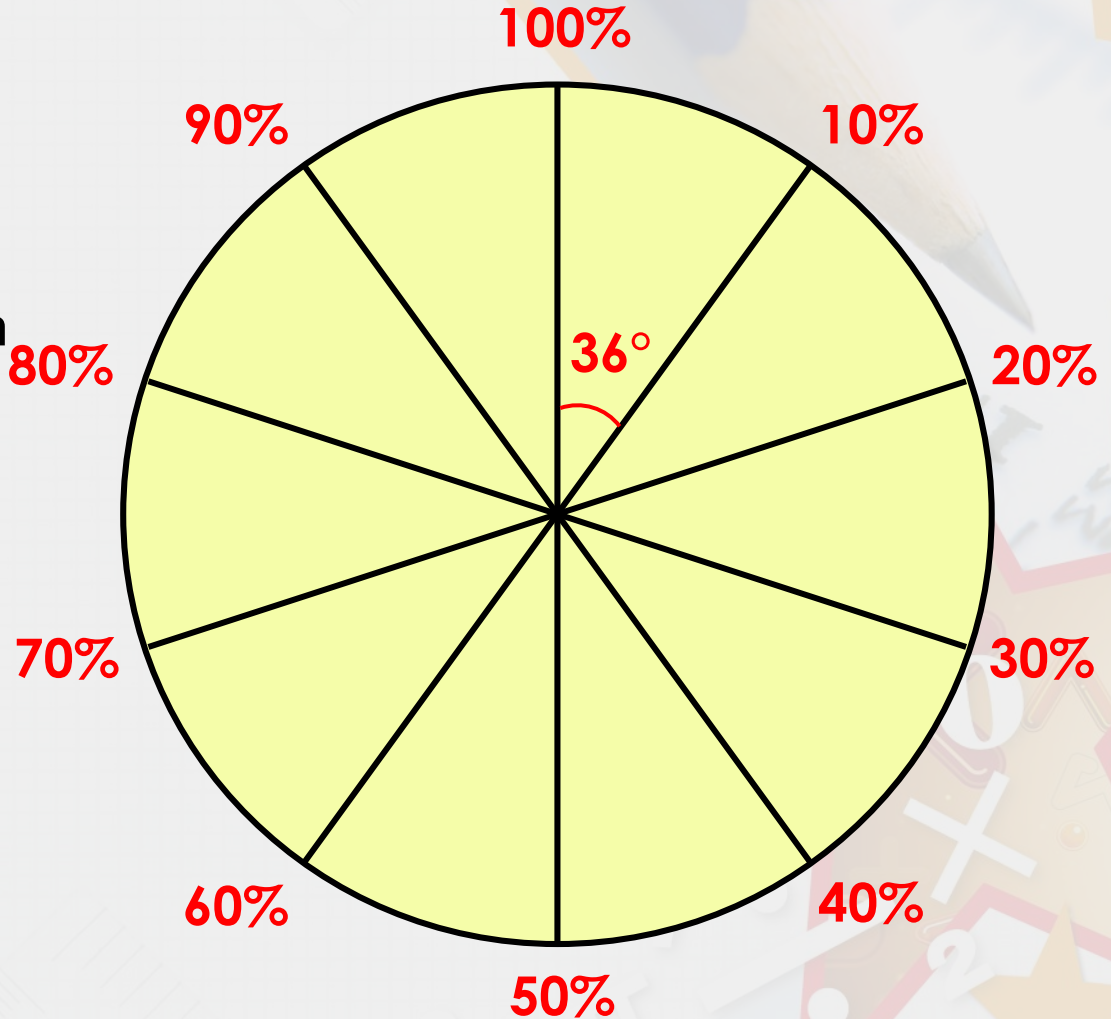
360°

- What is the size of each angle in this pie chart?

36° (360÷10=36)

- If the total of all angles around a point represents 100%, what percentage is each section of this pie chart worth?

10% (100÷10=10)



Varied Fluency 1

Fill in the missing information.

<u>Favourite movie genre of Year 6</u>		
Genre	Number	Degrees
Action		90°
Adventure	13	
Comedy		
Drama		42°
Fantasy	11	
Total	60	

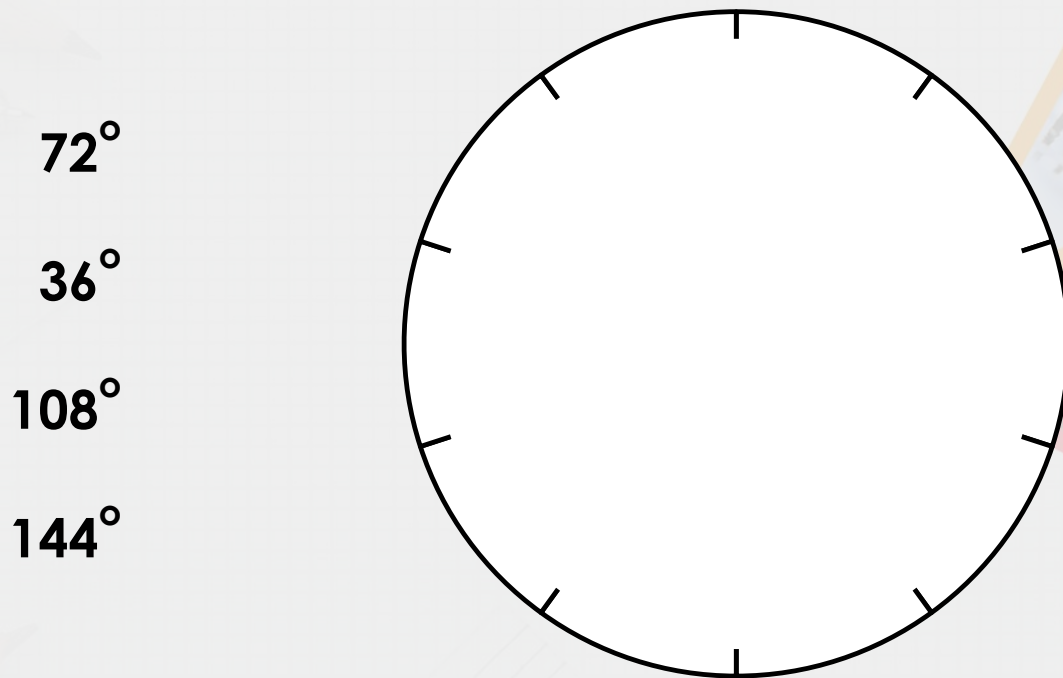
Varied Fluency 1

Fill in the missing information.

<u>Favourite movie genre of Year 6</u>		
Genre	Number	Degrees
Action	15	90°
Adventure	13	78°
Comedy	14	84°
Drama	7	42°
Fantasy	11	66°
Total	60	360°

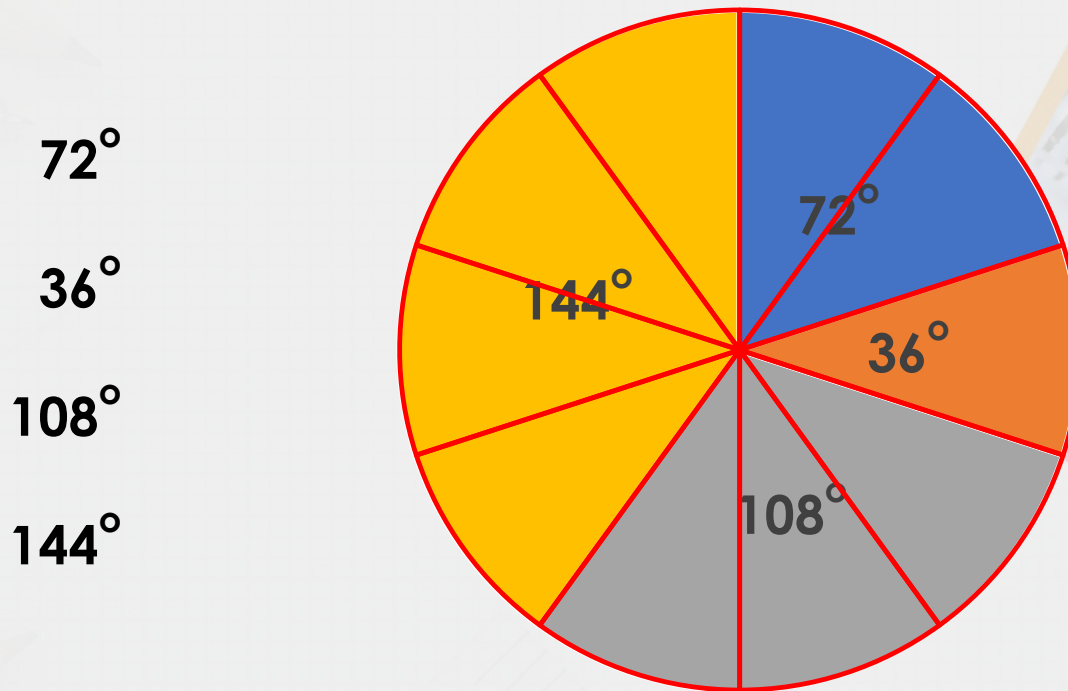
Varied Fluency 2

The circle below is split in to 10 equal parts. Construct a pie chart using the following degrees. **HINT: each part is worth 36°**



Varied Fluency 2

The circle below is split in to 10 equal parts. Construct a pie chart using the following degrees



72°

36°

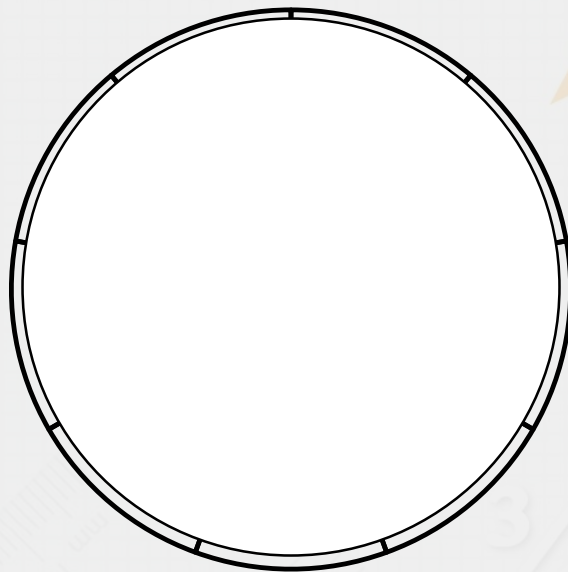
108°

144°

Varied Fluency 3

Complete the table. Use the data in the table to construct a pie chart. **Hint – the circle has been divided into 9 portions – so each portion represents 10% of the adults surveyed.**

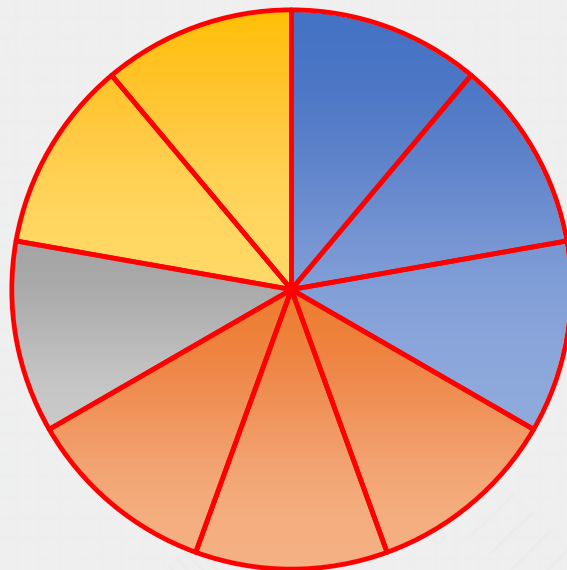
90 Adults' Favourite Drinks			
Tea	Coffee	Hot Chocolate	Water
		10	
120°	120°		0°



Varied Fluency 3

Complete the table. Use the data in the table to construct a pie chart.

90 Adults' Favourite Drinks			
Tea	Coffee	Hot Chocolate	Water
30	30	10	20
120°	120°	40°	80°



- tea
- coffee
- hot chocolate
- water

Well done! It's over to you now.

Go to Part 2 and choose your challenge! Normal rules apply: page 1 will give you an easier challenge, page 2 will be about the same as what we've just practised and page 3 will be more of a stretch.

You only need to do the first set of questions on your chosen challenge – the 'A' questions. If you want extra practice, you can then do the 'B' questions of your chosen challenge page. When you finish, don't forget to mark your answers before sharing, so I can see where you need help.