



TAKE 5 MINUTES & try our rail safety quiz

**1. Electricity powers our train tracks and overhead lines.
When do we turn it off?**

- A.** Christmas Day **B.** Only when trains are running **C.** Never it's always on

**2. An average train weighs over 400 tons.
How many large elephants would that equal?**

- A.** 60 **B.** 80 **C.** 100

**3. A train with the emergency brake on will have to pass
how many premier league football pitches before it stops?**

- A.** 10 **B.** 15 **C.** 20

4. What is the maximum fine for trespassing on the railway?

- A.** £1000 **B.** £100 **C.** £500

5. What is the maximum penalty for throwing an item at a train?

- A.** £1000 **B.** Community Service **C.** Life in Prison








6. What is the age of criminal responsibility in England and Wales?

- A.** 8 years **B.** 16 years **C.** 10 years

**7. Who can drive over a level crossing when the lights have gone
red and barriers are coming down?**

- A.** Fire Brigade **B.** No one **C.** Police

Add up your score how well did you do? Answers hidden on the back.
Thanks for doing our quiz, please share what you have learnt.

1.		C. Never it's always on
2.		B. 80
3.		C. 20
4.		A. £1000
5.		C. Life in Prison
6.		C. 10 years
7.		B. No one