

Year 4 Information for Parents



Miss Tresadern, Mrs Skirvin and Mrs Madan

Organisation

Miss Tresadern is the class teacher for 4T. Mrs Skirvin and Mrs Madan are the class teachers for 4SM. Mrs Skirvin teaches from Monday to Thursday and Mrs Madan teaches on Friday.

4T enter and leave school by the end door on the playground, facing the field. 4SM use the side door shared with Y3 to enter and leave school.



If there are occasions when your child will be collected by a different adult, please let us know.

Please help your child to bring the correct things with them to school. They need their reading book and water bottle every day.

Thank you to all of those parents who have named water bottles and school uniform. To avoid children losing items, we do recommend that everything is named. If any unnamed items are found, they will be placed in the lost property box which is located in the disabled toilet in the main school entrance.

Topics in Year 4

- ▶ Animal Magic
- ▶ Mighty Mountains
- ▶ Vicious Vikings
- ▶ Flotsam
- ▶ People, Posters and Peace
- ▶ Brilliant Bodies



Year 4 Timetable

Woodloes Primary School Timetable Year 4 – Autumn 2021








	9:00	9:25	10:35	10:50	12:00	1:00	3:20
Mon	Guided Reading	English	CP Challenge	B GPS	Maths	L Reading for Pleasure Handwriting	Topic / Science Assembly Class Story
Tues	Guided Reading	English	Mental Maths	R GPS	Maths	U	PPA Onside / RE
Wed	Guided Reading / KS2 Singing	English	Mental Maths	E GPS	Maths	N Rd for Pleas Y4 Tables Champs	Topic PSHE
Thurs	Guided Reading	English	A GPS Individual Spellings	LBQ Maths	C Rd for Pleas Y4 Tables Champs	Science	Assembly / Class Story
Fri	Guided Reading	English	Mental Maths	K GPS Dictation	Maths	H PE / Active Maths PSHE	Achievement Assembly Class Story

DT, Art, Music and Computing are taught as part of Topic lessons.

English

A variety of writing genres are taught, using exciting books as hooks to engage the children and as WAGOLLS to share examples of high quality writing.



Reading

For the majority of children, reading is taught as whole class lessons using a book that links closely to the half term's topic.

In Year 4, there is an increased focus on **comprehension** and **understanding** of events within texts. They will also make **inferences** from texts and broaden their knowledge and understanding of a wide variety of more advanced **vocabulary**.




Accelerated Reader

In school, the children choose independent reading books from appropriate colour bands in Accelerated Reader, according to their results on a computerised reading test. The colour(s) allow each child to choose books at an appropriate level for their stage of reading development. As well as reading their Accelerated Reader books at school, the children are also encouraged to take these books home to either read with you or to read independently.

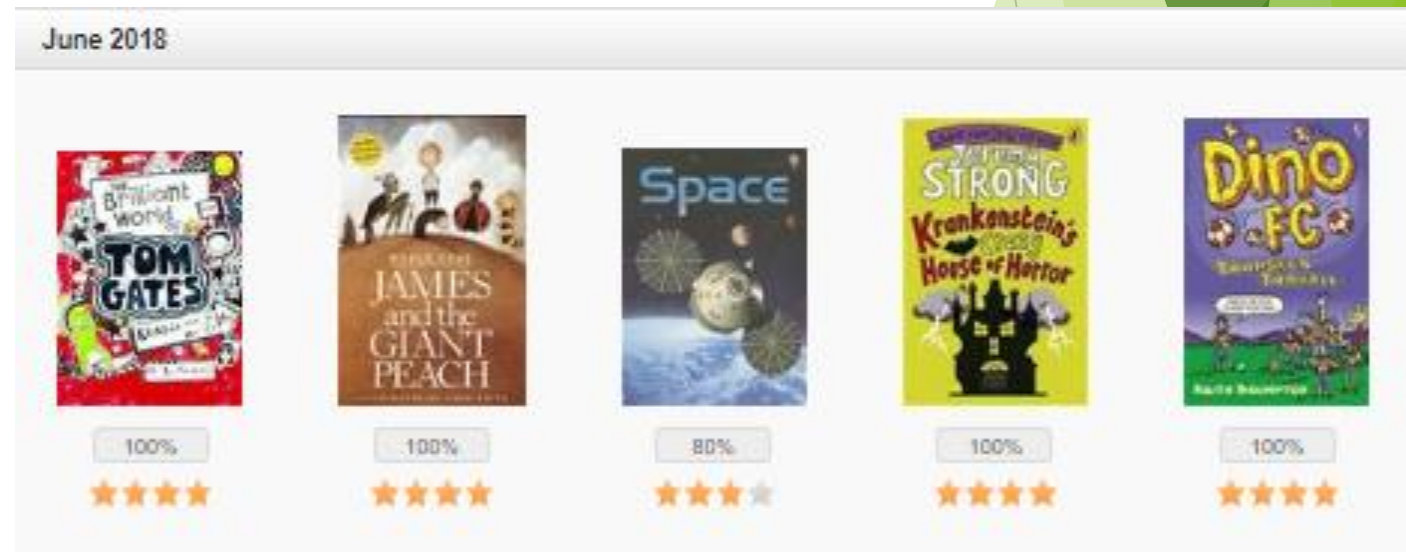
Lime	Turquoise
Orange	Purple
Dark blue	White
Gold	Grey
	Black

More about Accelerated Reader

When an Accelerated Reader book has been finished, the children then take a quiz at school which tests their **comprehension** and **understanding** of the book. They receive a score for each quiz and when they pass a quiz, they receive points.



During the year, children are aiming to achieve an average quiz score of 85%.



Individual Reading

In school, children also read individually with an adult, either on a regular or an occasional basis.

If you are able to come into school to listen to some children reading, please do let us know. Your help with this would be greatly appreciated.



Home Reading

Regular reading at home will help your child to make good progress. It is recommended that children read at least four times a week at home, for about 15 minutes on each occasion.

You can help your child by modelling good reading, discussing what has happened in the texts they read and helping them to understand new vocabulary.

Parents and Accelerated Reader

Home Connect <https://ukhosted64.renlearn.co.uk/2249453/HomeConnect/>

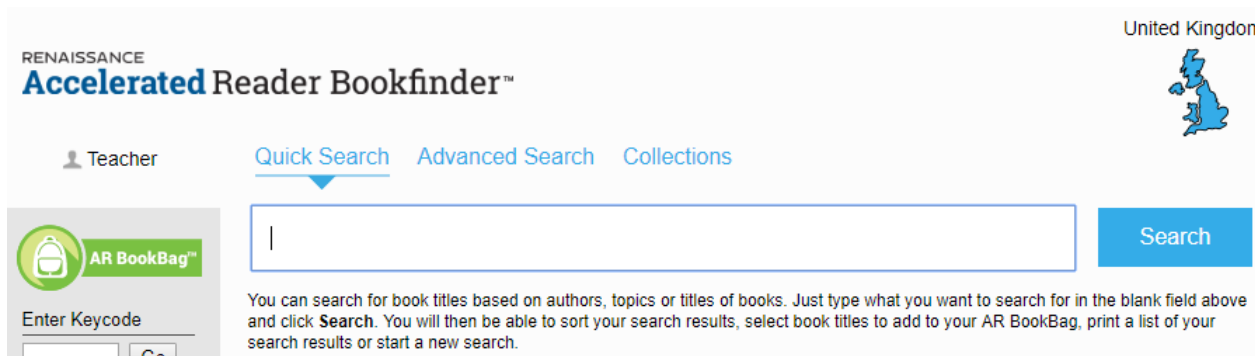
You can log into this web page to see which books your child has read and how they are doing in their quizzes.

Home Reading Books

We are happy for children to bring books from home into school if there is a particular book that they would like to read. If possible, please write their name inside the book so that it does not get mistaken for a school book.

You can check whether your child's home books are part of the Accelerated Reader scheme using the following website:

www.arbookfind.co.uk



The screenshot shows the Renaissance Accelerated Reader Bookfinder website. At the top left, it says "RENAISSANCE Accelerated Reader Bookfinder™". On the top right, it says "United Kingdom" with a map of the UK. Below the logo, there are navigation links: "Teacher" (with a person icon), "Quick Search" (underlined), "Advanced Search", and "Collections". On the left side, there is a green "AR BookBag™" icon and a field labeled "Enter Keycode" with a "Go" button. In the center, there is a large search input field with a vertical cursor. To the right of the input field is a blue "Search" button. Below the search field, there is a paragraph of text: "You can search for book titles based on authors, topics or titles of books. Just type what you want to search for in the blank field above and click Search. You will then be able to sort your search results, select book titles to add to your AR BookBag, print a list of your search results or start a new search."

Spellings

The majority of children will be learning to spell the 109 Year 3 and 4 words.

By the end of the year, the Year 4 target is for the children to spell 80% of these words (87) correctly.

The children will practise these words at school, but practising 5 words every week at home will help your child to achieve their target. These words will not be tested on a weekly basis. Instead, the Year 3 and 4 words will all be retested towards the end of each term.

You will find a copy of the appropriate list for your child at the back of their homework book so that you are aware of which words they still need to practise. For children who have practised the remaining Year 3 and 4 words that they spelt incorrectly in the recent test, the Year 5 and 6 words list will be made available.

Handwriting

In Year 4, the children will continue to practise their handwriting using the Letterjoin style of cursive writing.

At home, you can access Letterjoin on an ipad or tablet. To do this, search for Letter-join. <http://www.letterjoin.co.uk>

You will need to select the Tablet button at the top of the home page and use the following log in details:

user name: lj0659

Your swipe code is set as a capital `L` shape, starting at the top left:

0
0
000

Maths

Maths is taught through the 6-part Maths lesson which involves three different levels of independent activities:

Fluency - for the children to practise the basic skills

Reasoning - where the children apply their skills to help them secure their knowledge

and **Problem Solving** - where the children solve a variety of interesting problems which help them to deepen their understanding

Times Tables

In Year 4, the children need to learn **ALL** of the times tables up to 12×12 and the related division facts. The aim is for the children to know the answers instantly. Nationally, children in Year 4 will be assessed on their times table knowledge near to the end of the school year.

In school, the children will practise times tables in a variety of ways, including during Active Maths, by playing times tables games or ipad games and by completing Times Table Checkpoint Challenge or Tables Championship sheets. Children can bring their Checkpoint Challenge sheets home to share with you so that you can see how they are progressing and help them to practise particular facts they are struggling with.

Games and songs are also effective ways of practising times tables whilst the children are having fun.

Hit the Button

This is a great on-line game that can be used to help the children practise tables facts, division facts etc.

You can find it by searching for:

Hit the Button



<https://www.topmarks.co.uk/maths-games/hit-the-button>

PE

PE will be taught by both Onside and school staff. Onside lessons are on a Tuesday afternoon. Class PE lessons will be on a Friday. Please ensure that your child wears their PE kit to school on a Tuesday which they wear all day so do not need to change for PE lessons. Jewellery should not be worn for PE lessons.

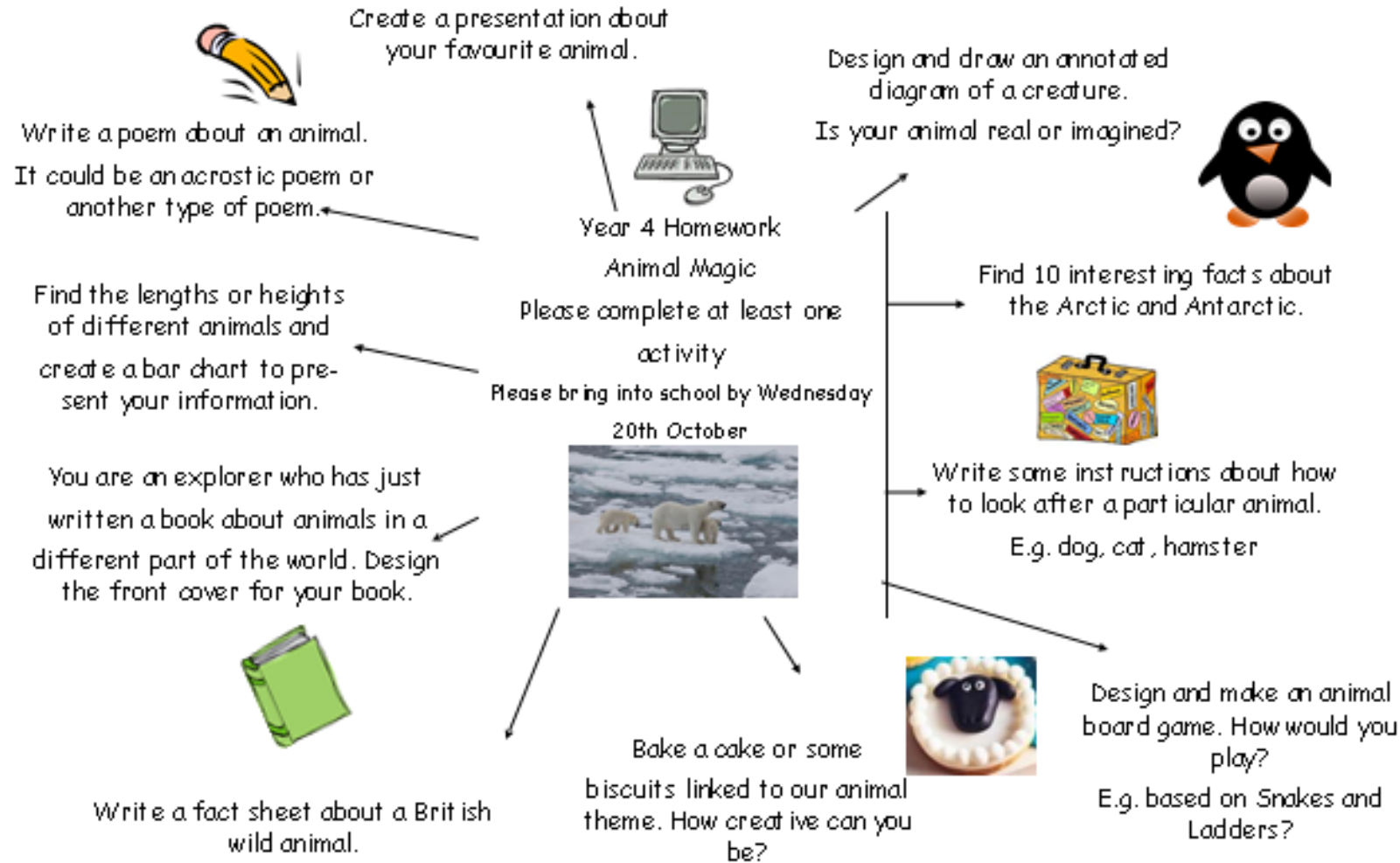
Homework - Little and Often

A half-termly topic homework sheet will be sent home. Children are asked to choose one or more activities to complete. Please send completed work into school so that we can share the great work that your children do at home.

Please also try to complete other ongoing homework on a regular basis:

- ▶ Reading - 4 x weekly
- ▶ Spellings - practise 5 words a week
- ▶ Times tables - Hit the Button, daily 10, songs, games, quick questions

Autumn Term Animal Magic Homework



Year 3 and 4 Spellings to Learn

Year 3 and 4 Statutory Spellings

accident	caught	eighth	heard	minute	possible	strange
accidentally	centre	enough	heart	natural	potatoes	strength
actual	century	exercise	height	naughty	pressure	suppose
actually	certain	experience	history	notice	probably	surprise
address	circle	experiment	imagine	occasion	promise	therefore
answer	complete	extreme	increase	occasionally	purpose	though
appear	consider	famous	important	often	quarter	although
arrive	continue	favourite	interest	opposite	question	thought
believe	decide	February	island	ordinary	recent	through
bicycle	describe	forward	knowledge	particular	regular	various
breath	different	forwards	learn	peculiar	reign	weight
breathe	difficult	fruit	length	perhaps	remember	woman
build	disappear	grammar	library	popular	sentence	women
busy	early	group	material	position	separate	
business	earth	guard	medicine	possess	special	
calendar	eight	guide	mention	possession	straight	

Local Area Visits

To enhance curriculum delivery and encourage personal development, we may take the children on out on local area visits.

These will be:

- ▶ Within short walking distance from school
- ▶ Staffed according to Warwickshire guidelines
- ▶ Incur no cost
- ▶ Always fall within the normal school hours

We will not seek consent for each local area visit but will send a courtesy note (when possible) to inform you in advance that one is planned.

Any questions?

If you have any questions about the **content of this year group curriculum information presentation**, please contact us via the Year 4 email address - **year4wls@welearn365.com** - and we will respond as soon as we can.

Please note that all enquiries linked to the curriculum presentation must be made by Thursday 21st October; after this date the year group email address will no longer be in use.

For all other enquiries, and after this date, please continue to contact the school via the admin email address - **admin5207@welearn365.com** - or phone - **497491**.