



Hambrook Primary School
Moorend Road, Hambrook
Bristol, South Gloucestershire
Tel: 0117 9568933
Email: office@hambrookprimary.org.uk



Accessing Google Classroom and Google Meet

Please see below for a set of instructions of how to sign in to Google using your child's educational account AND how to access Google Meet

Google Meet will be used at Hambrook for 2 reasons:

Reason 1

Whole class **Meets** within your child's virtual classroom.

(this is accessed through the **Google Classroom** app)

Reason 2

Private Google Meet for individual interventions or TA supported sessions

(this is accessed through the **Google Meet** app and by entering a code)

Step 1 for EITHER of these Reasons:

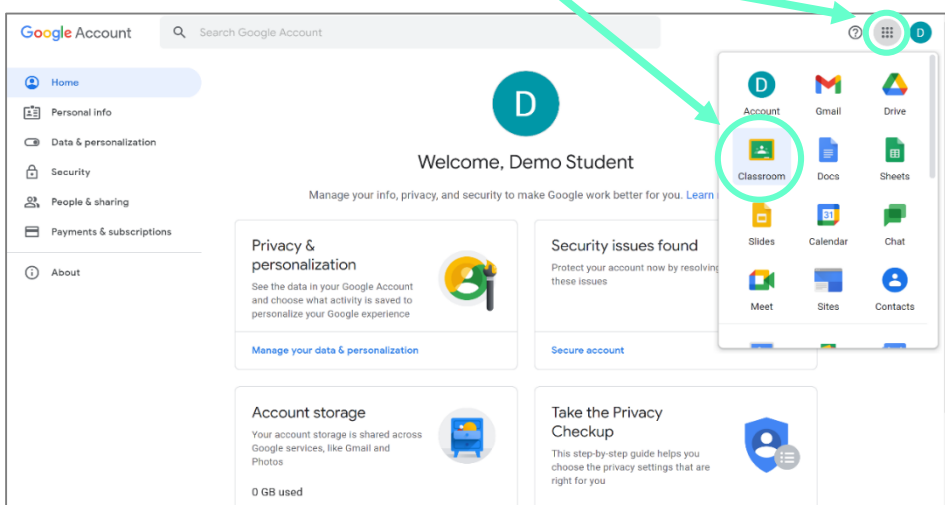
Sign in to Google using your child's educational account which has been sent out to you in a previous email. To remind you, the format is as follows:

Username: [firstnamelastname@hambrookprimary.co.uk](mailto:firstname.lastname@hambrookprimary.co.uk)

Password: **Hambrook123** (please note we recommend changing your password straight away)

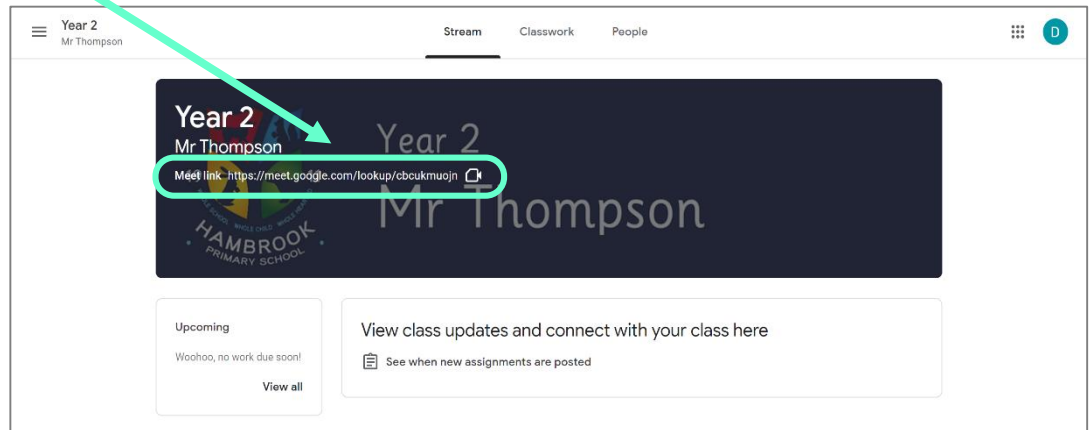
Step 2 (for using Meet within your child's virtual classroom)

Navigate to the Virtual Classroom by selecting the **9 dotted grid** in the top right hand corner of the screen and choosing the Google App – "**Classroom**"



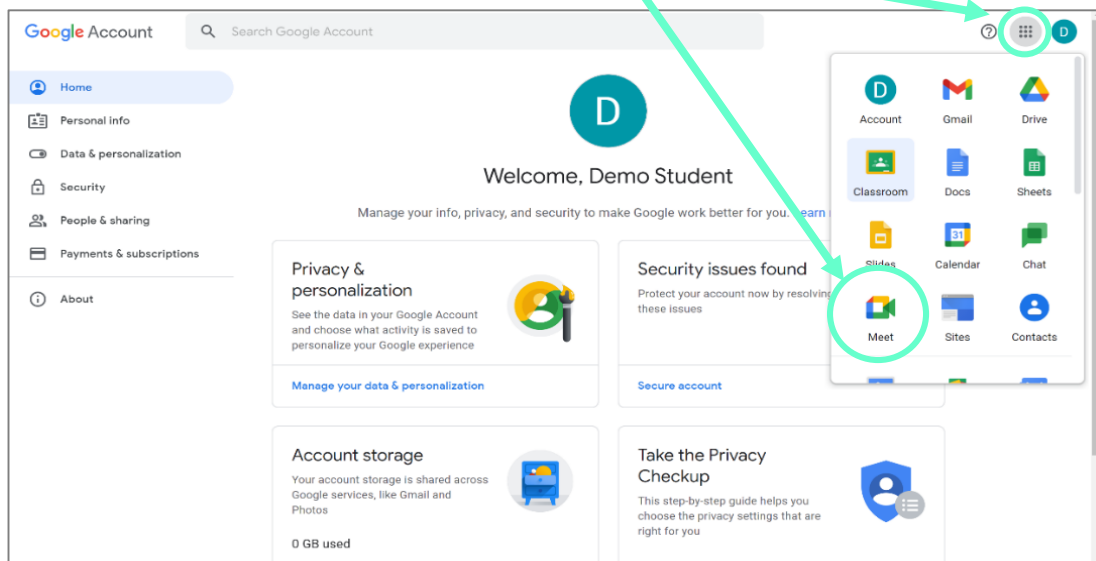
Step 3 (for using Meet within your child's virtual classroom)

Once in the **Virtual Classroom** you simply need to select "**Meet Link**" and then "Join Now" when it prompts you to join the meet



Step 2 (if using Meet for individual interventions or TA supported sessions)

After logging into your child's Google account, please navigate to the "**Meet**" app



Step 3 (if using Meet for individual interventions or TA supported sessions)

You will need to select the option to enter a code

You will then be prompted for a Meet Code.

Enter the name of the adult you are meeting with in the format:

mrsevans or **mrscox** or **mrsquest**

