

## 'All About Me'

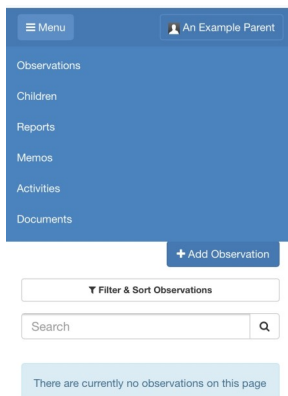
It has been really lovely for the Early Years Team to be able to share your child's All About Me Box and have the opportunity to learn more about your child. The children have also loved sharing their All About Me Boxes with each other! It has been great to see how the children are already starting to form positive relationships with each other in their classes.

We would be very grateful if you would be able to complete the 'About Me' section on your child's profile on Tapestry. This section will provide our Early Years Team with more detailed and personal information about your child such as, their home life, personal interests and preferences, and additional information about their health and development.

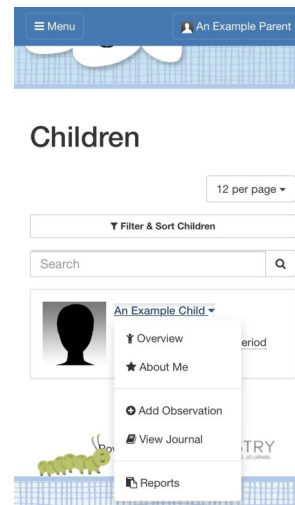
This information will be really useful in helping us to get to know your child and enabling us to support their progression and development throughout their time with us in the Early Years.

Here is a step by step guide for how to complete the 'All About Me' section on Tapestry for your child.

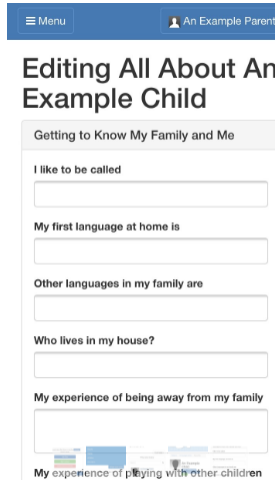
**Step 1:** Login to your Parent/Carer Tapestry account and click on the blue 'Menu' icon in the top left corner of the page. Then, select 'Children' from the dropdown menu.



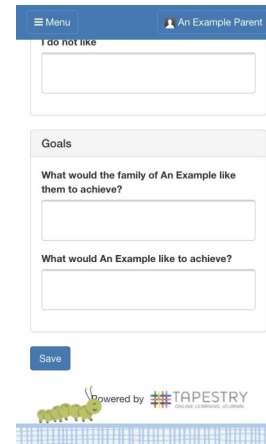
**Step 2:** Next, click on your child's name which will show you a dropdown menu and select 'About Me'.



**Step 3:** You can now complete the 'About Me' profile page for your child by filling each of the boxes with the relevant information.



**Step 4:** Once you have completed your child's 'About Me' profile page, do not forget to press the blue 'Save' icon at the bottom of the page.



## St Stephen Churchtown Academy

## How to use Tapestry to support your child's learning in Nursery and Reception



## Home-School Agreement

Your child's Learning Journey records and celebrates their experience throughout the Early Years at St Stephen Churchtown Academy.

Our staff will observe your child during play because it helps us to understand their individual well-being and development. These observations capture moments of your child's learning, interests and explorations through photographs and notes capturing what we are seeing and hearing during experiences and during adult supported activity. This way we will really get to know your child as a unique learner and plan appropriately for their skills, interests and development needs. The more we understand your child, the better we can support them in a way that is right for them.

We value parents and carers and strive to provide the best possible outcomes. Due to the current circumstances, unfortunately we will not be able to invite you into our Reception and Nursery classrooms to share your child's Learning Journey. However, we will be regularly adding observations to your child's Learning Journey on Tapestry so you will still be able to see your child's progression and share your child's achievements with them at home.

To ensure that your child's Learning Journey is kept safe and secure, we please ask that you do not 'screenshot' any photos or videos or observations from Tapestry and upload to social media platforms. This way we can ensure that your child and other children remain safe.

## Capturing 'WOW' moments at home

Our Early Years Team would love to know about the learning and development experiences that your child has at home too! We are aware that there is a lot of learning and consolidation of knowledge that happens at home or when you are out and about with your child.

We would be so grateful if you could share some examples of your child's learning by uploading 'WOW' moments as observations onto Tapestry.

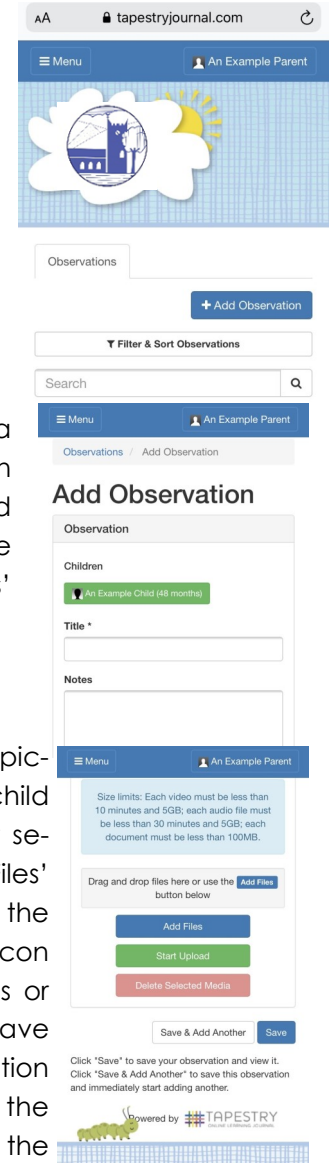
These examples might be counting the stars when they are going to bed, noticing they have five peas left on their plate or writing their name and other words at home for the first time.

Please do not feel this is extra work. It is just an insight into learning outside of the school grounds. One 'WOW' moment observation every two weeks is plenty. It is great to see

the children learn and develop within different environments, thus creating an enriched Profile of the child.

Here is a step by step guide for how to add an observation of your child:

**Step 1:** Type into your search bar <https://tapestryjournal.com/> Login to your Parent/Carer Tapestry account and click on the blue '+ Add Observation' icon.



**Step 2:** You can add a title to your observation in the 'Title' box and you can add some notes inside the 'Notes' box.

**Step 3:** You can add pictures or videos of your child to your observation by selecting the blue 'Add Files' icon. Then, select the green 'Start Upload' icon to upload your pictures or videos. Once you have created your observation do not forget to click the blue 'Save' icon at the bottom of the page.