


Spring Sensory Treasure Hunt


Explore inside and outside* and tick off how many of these items you can find!



Something green



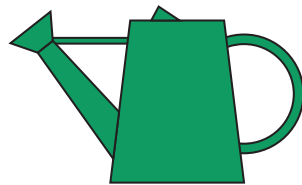
Something you see at Easter




Something that was grown




Something that has numbers



Something that can hold water




Something that smells nice



Something that crawls or slithers




Something in the sky



An animal noise



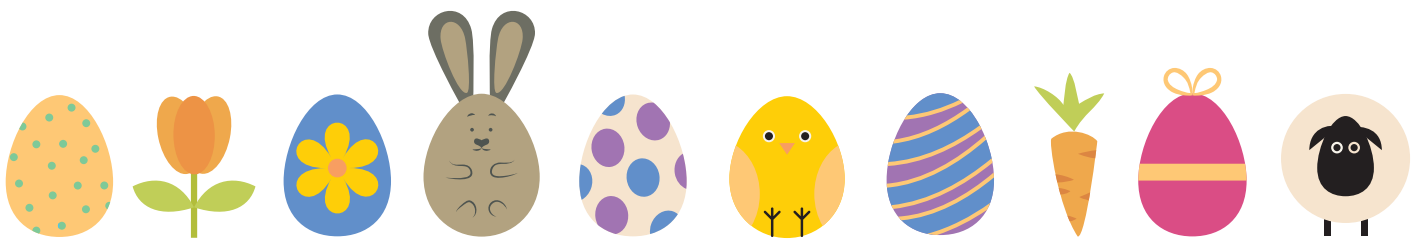
Something bumpy



Something patterned



Something you can wear













Thrive Easter Wreath

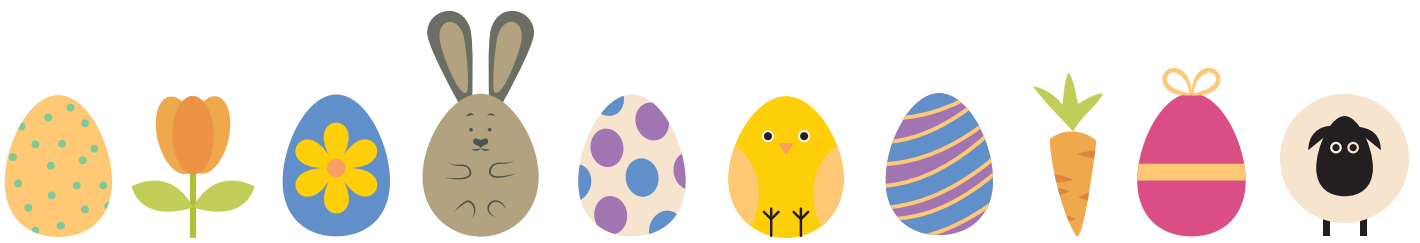
You will need

- A4 thick paper or card
- Paper plate
- A pair of scissors
- String or ribbon
- Glue
- Sticky tape

Steps

1. Print the egg designs on to A4 thick paper or card, and cut each one out.
2. Cut out the centre of the paper plate to create a ring shape.
3. Glue each egg on to the card ring until it is covered.
4. Tape a piece of ribbon or string to the back of the ring and hang for everyone to enjoy.
6. Take pictures of your Easter wreath, share them on social media and tag @ThriveApproach.





Thrive Easter Decorations


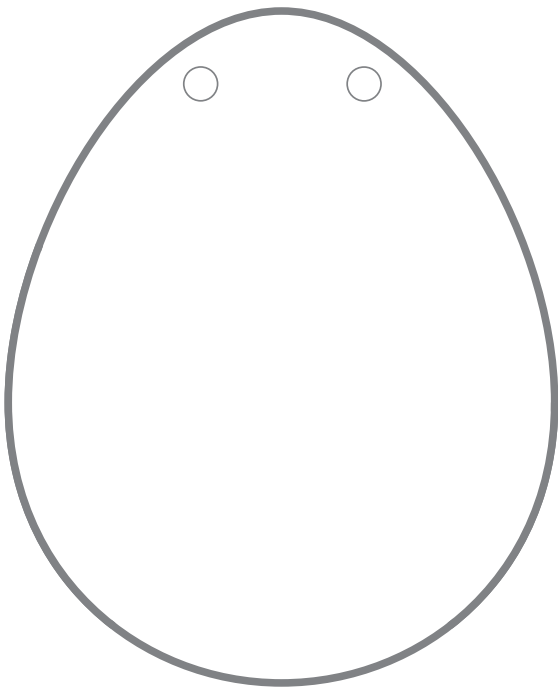
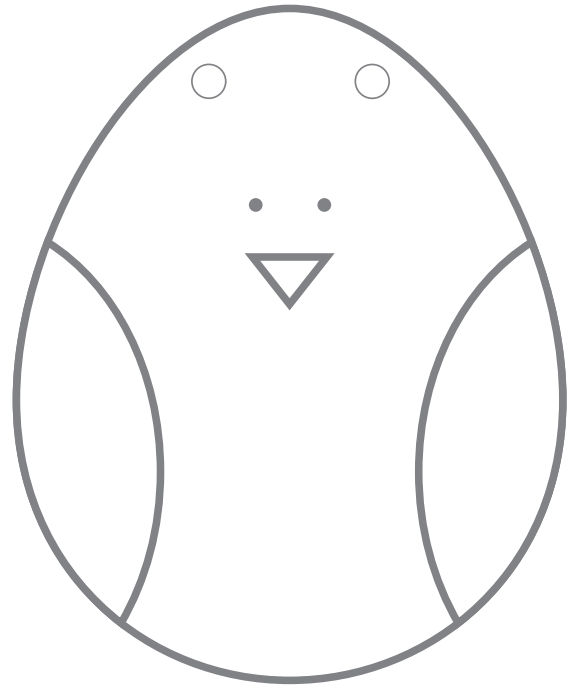

Hang your decorations individually or string them together as bunting!

You will need


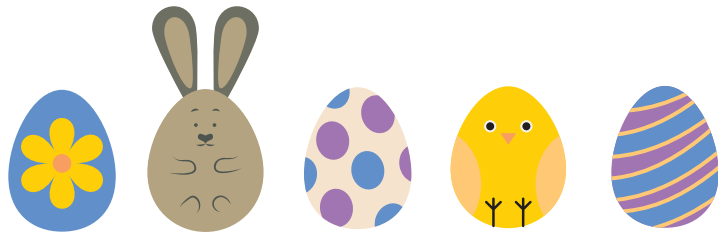
- A4 thick paper or card
- A pair of scissors
- String or ribbon
- Any craft items you want to use to decorate

Steps

1. Print the decorations on to A4 thick paper or card.
2. Cut along the dotted lines and punch holes where the circles are on each template.
3. Hand out to your group, get creative and decorate!
4. When the decorations are finished, carefully cut the around the shape outline.
5. Thread string or ribbon through the holes and hang your decorations for everyone to enjoy.
6. Take pictures of your Easter creations, share them on social media and tag @ThriveApproach.



Happy Easter



See
you
soon!