

This is the ASP default view




## Coads Green Primary School (URN: 111934)

This school has now become an academy. The new school is [Coads Green Primary School](#).




### Key stage 2 results over 3 years

This is revised data for 2017/18.




### Progress in reading

	2016	2017	2018
Number of pupils	11	11	10
Pupils with adjusted scores	N/A	N/A	0
School progress score	2.40	2.58	3.47
Confidence interval	-1.3 to 6.1	-1.1 to 6.3	-0.2 to 7.2
Progress banding	 Average	 Average	 Average
Local authority average	0.05	-0.11	-0.27
National average	0.00	0.00	0.03

### Progress in writing

	2016	2017	2018
Number of pupils	11	11	10
Pupils with adjusted scores	N/A	N/A	0
School progress score	-4.18	1.37	-2.18
Confidence interval	-7.9 to -0.5	-2.2 to 5.0	-5.8 to 1.4
Progress banding	 Well below average	 Average	 Average
Local authority average	-0.14	0.03	-0.07
National average	0.00	0.00	0.03

# Progress in maths

	2016	2017	2018
Number of pupils	11	11	10
Pupils with adjusted scores	N/A	N/A	0
School progress score	-2.71	-2.78	3.67
Confidence interval	-5.9 to 0.5	-6.1 to 0.5	0.3 to 7.1
Progress banding	 Average	 Average	 Well above average
Local authority average	-1.00	-1.03	-0.84
National average	0.00	0.00	0.03

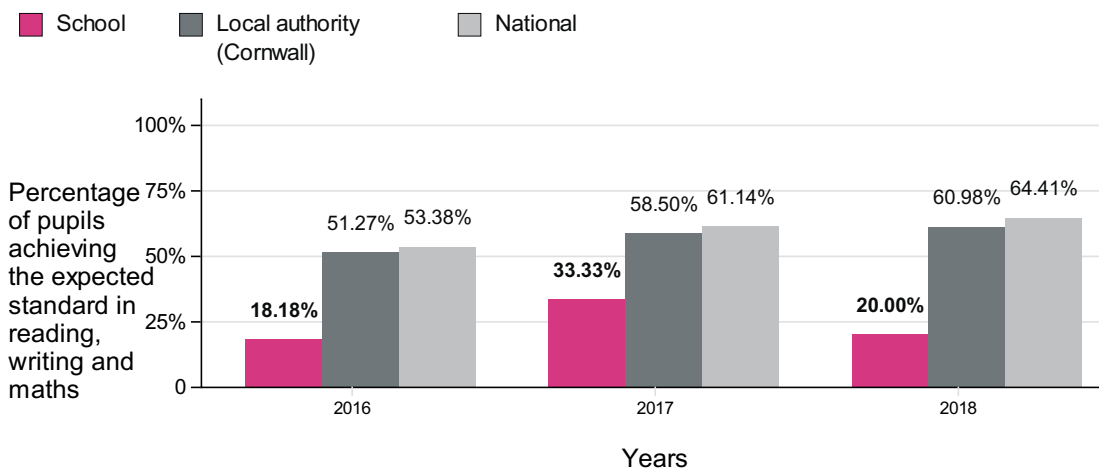
# Reading, writing and maths combined

## Percentage of pupils achieving the expected standard or higher

Number of pupils in 2016 = 11

Number of pupils in 2017 = 12

Number of pupils in 2018 = 10

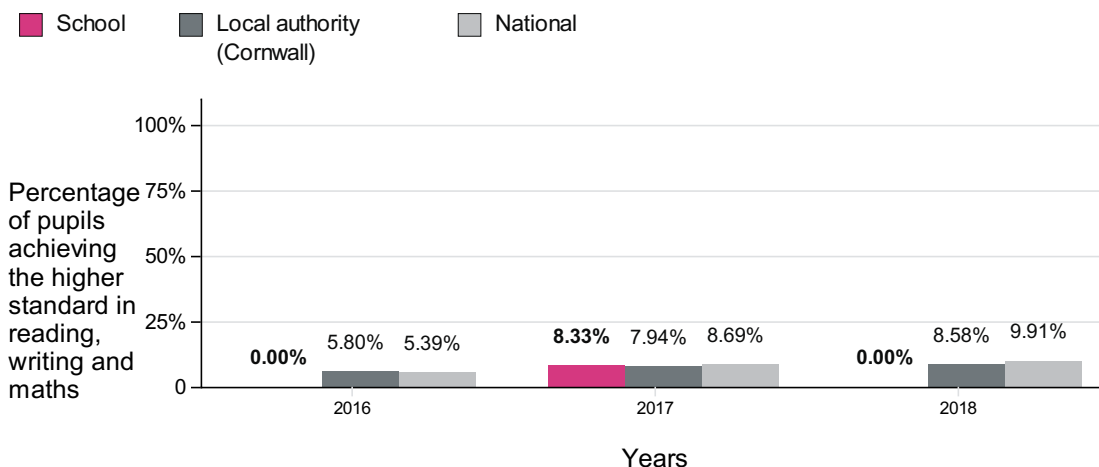


## Percentage of pupils achieving the higher standard

Number of pupils in 2016 = 11

Number of pupils in 2017 = 12

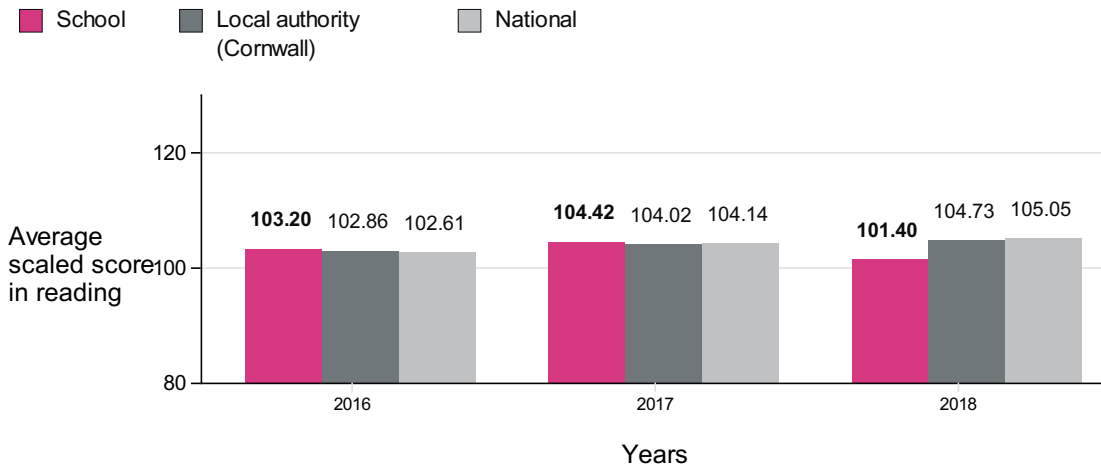
Number of pupils in 2018 = 10



# Average scaled scores in:

## Reading

Number of pupils in 2016 = 11  
Number of pupils in 2017 = 12  
Number of pupils in 2018 = 10



## Maths

Number of pupils in 2016 = 11  
Number of pupils in 2017 = 12  
Number of pupils in 2018 = 10

