

EYFS

Early Years have explored what Online Bullying is through engaging in stories shared in videos using our National Online Safety Platform and have shared activities and observations using Tapestry. They have also discussed how to stay safe online and discussed what the difference was between being safe and unsafe online.



E-Safety Curriculum/ Safer Internet Day Beechwood February 2021

Children at Beechwood have spent time exploring what it means to be safe online. They have also learnt about what online bullying is. Exploring how we can report this using many of the social media applications available to us.

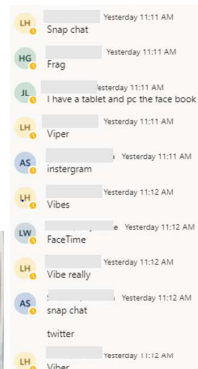
Children also completed an additional E-safety unit based on managing information online. They explored the use of search engines and considered the reliability of information that is displayed online. Children in UKS2 have also explored the difference between disinformation and misinformation.

Join our National Online Safety Platform


This learning was supported by our E-safety resources available at: <http://nationalonlinesafety.com/enrol/beecewood-primary-school-pl6-6dx>

What do we do if we see something online that makes us feel sad, uncomfortable, frightened or we don't trust?

- 1. REMEMBER YOU ARE IN CONTROL
- 2. BLOCK AND REPORT IT
- 3. DON'T PASS IT ON
- 4. CHECK DEVICE AND PRIVACY SETTINGS
- 5. IT'S NOT REAL
- 6. TELL AN ADULT



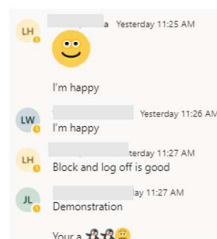
KS2





Esfatey Week in Year Three

In year three, we've been exploring different content on the internet, learning about fake

news and how to identify if something is a belief, opinion or a fact when using the internet. The children explored cyberbullying and how to seek help if they or someone they know is being bullied online.



In our live lessons, the children at home used emojis to show how someone can express themselves online.



Safer Internet Day

Children have also taken part in 'Safer Internet Day' activities focusing on identifying an internet that we trust. This linked in especially well with our managing information E-safety unit. Children have completed lots of quizzes and engaged in online virtual assemblies.




What is fake news?

What is fake news?
Fake news is news or stories on the internet that are not true. There are two kinds of fake news:
1. False stories that are deliberately published or sent around, in order to make people believe something untrue or to get lots of people to visit a website. These are deliberate lies that are put online, even though the person writing them knows that they are made up.
2. Stories that may have some truth to them, but they're not completely accurate. This is because the people writing them - for example, journalists or bloggers - don't check all of the facts before publishing the story, or they might exaggerate some of it.
It is happening a lot at the moment, with many people publishing these stories in order to get as many shares as possible.

Fake News Stories



What to look out for...	YES	NO	Fake News
Does it sound too good to be true?			YES NO
Does it have information about magical/mythical items or people?			YES NO
Does it have lots of spelling or grammatical errors?			YES NO
Check the URL - does it sound official? Remember, real gov.org are usually trustworthy but aware of .net sites.			YES NO
Are there any over exaggerated facts?			YES NO



KS1

Year 2
Safety Internet Day



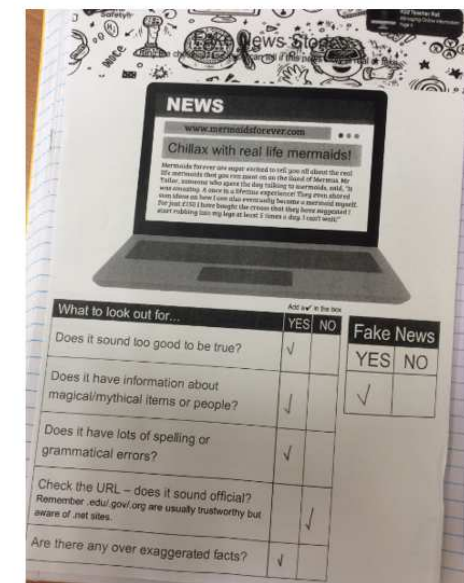
We talked about how we can use the internet safely. We know we need to stay SMART: Safe, Meeting, Accepting, Reliable and Tell.. We understand not to meet anyone we have met online, not to accept files or photos from them and to always tell a trusted adult if we feel worried or frightened about something we have seen or heard on the internet. We also learnt about our 'digital footprint' and how everywhere we go leaves a 'digital footprint.'

^^^ We made posters all about "Never give your full name or Online Safety. address to anyone you have met online." "Don't meet up with anybody you have met online." "Be careful what you post online because it stays on the internet for a long time."

Year 4 E-Safety

February 2021

#aninternetwetrust!



For our internet safety lesson this week Year 4 have been learning that everything we read on the internet is not necessarily what it seems! We have found strategies to spot FAKE NEWS and asking questions about why people would post lies on the internet.

'I didn't ever think to check what I read!'

'It was a bit like editing our work, when we check for spellings and making sure it makes sense.' The key worker children had a checklist and worked together to decide whether or not the articles they read were real news or too good to be true.

