






Learning from Home



Year: Nursery Wk beg: 5.10.20	Lesson One PSED	Lesson Two Mathematics	Lesson Three Letters & Sounds Phase 1	Lesson Four Learning to write	Lesson Five Physical development
Monday	<p>Down load this free book and explore some emotional literacy and colouring with your child. feelings colouring book</p> <p>You will need to print this out or ask school for a paper copy.</p>	<p>This fortnight we want to do lots of counting for purpose. Make as many opportunities as you can each day has a...</p> <p><u>Counting challenge:</u> How many beddies on your bed?</p>	<p>You can play Mrs Phillips has a bag at home: Fill a bag with some objects which you can make a noise to represent. E.g. toy dog – woof Toy car – brrrrmmmm Adult opens bag, peers in and makes the noise child has to guess what's in the bag.</p>	<p><u>Today's mark making challenge:</u> make marks in flour:</p> 	<p><u>Gross motor:</u> Do some "Sticky Kids" activity songs Here is their YouTube channel. We love Funky Monkey and if you're happy try them at home. No YouTube no probs! Do some heads shoulders knees and toes at home.</p>
Tuesday	<p>Read this lovely book which is free to download called Sizwe's Smile. Take the opportunity to talk about feelings and also difference and diversity. Sizwe's Smile - Free book</p>	<p><u>Counting challenge 2:</u> How many toy cars in your house? (Feel free to substitute for dinosaurs, babies etc)</p>	<p>Can you sing old Mac Donald has a farm and get your child to suggest animals and noises.</p>	<p><u>Today's mark making challenge:</u> How about doing some colouring in? Can you colour inside the lines yet? Here's some colouring in you can print: toddler colouring</p>	<p><u>Fine motor:</u> Play with pegs! Whether it's putting pegs on a container or pegging out washing playing with pegs is brilliant pincer grip development (essential pre-writing skill).</p>
Wednesday	<p>Draw some emoji's and talk about what feelings they represent and when we might have those feelings.</p>	<p><u>Counting challenge 3:</u> How many shoes in the hall?</p>	<p>Can you read a story and add lots of sounds in. Read it a couple of times doing all the different noises together.</p>	<p><u>Today's mark making challenge:</u> Make Mrs Phillips a card to say hello!</p>	<p><u>Gross motor:</u> Explore jumping. Indoors or out work on bent knees and safe landings! Children secure jumping any age between 12 months and 3 years!</p>
Thursday	<p>Why not make a book with your child with different faces. You do do a "That's not my face that face is sad." Tyoe story or just let your child tell you about a time when they had a big feeling and you draw a stick man illustration to go with it.</p>	<p><u>Counting challenge 4:</u> How many black cars can you see?</p>	<p>Play Mrs Phillips has a bag again! ~Repetition is a really important part of really learning something.</p>	<p><u>Today's mark making challenge:</u> Can you practice those numerals again please! 0 1 2 3 4 5 6 7 8 9 10</p>	<p><u>Fine motor:</u> Thread cereal onto thread /pipe cleaner to make a bird feeder.</p> 
Friday	<p>Do something that makes you feel happy! It's Friday after all. Do something together that makes your child happy – looking after our happiness is really important and having positive memories together is really good for our well-being.</p>	<p><u>Counting challenge 5:</u> Can you play a game where you have to keep score. Throw scrunched up paper into a bin and make a line for every time it goes in. Keep counting the lines to see who is winning!</p>	<p>Teddy is lost in the jungle: Adult hides beddy for child to find but uses voice to give clue to the location by getting louder the closer they get and quieter the further away they are. Chant "Teddy is lost in the jungle" louder and quieter as appropriate until they find it!</p>	<p><u>Today's mark making challenge:</u> Make sensory bags and do some mark making: Cheap hair gel is easy to use and can be coloured with food colouring. You could use shower gel, shaving foam, bubble bath whatever you have to spare.</p> 	<p><u>Gross motor:</u> Play with balloons! Not only is it fun but its' great for children's gross motor. Little ones can jump, run, stretch, try to hit, catch, sit on, and explore different ways of carrying balloons.</p> 