



Computing

Scheme of Work



Unit 1.2 – Grouping and Sorting



Year Group: 1
Number of
Lessons: 2

From 2simple



Contents

Year 1 – Medium-term Plan.....	3
Lesson 1 – Sorting away from the Computer	4
Aims	4
Success criteria	4
Resources	4
Activities	4
Lesson 2 – Sorting on the Computer	5
Aims	5
Success criteria	5
Resources	5
Activities	5
Assessment Guidance	12



Year 1 – Medium-term Plan

In this unit, the children will sort items by different criteria away from the computer. At the computer, they will use Grouping on Purple Mash to sort items.

Lesson	Aims	Success Criteria
<u>1</u>	To sort items using a range of criteria.	<ul style="list-style-type: none"> Children have sorted items using a range of criteria on the carpet as a class and in pairs.
<u>2</u>	To sort items on the computer using the 'Grouping' activities in Purple Mash.	<ul style="list-style-type: none"> Children have used Purple Mash activities to sort various items online using a variety of criteria.

Please note:

Children who are not familiar with how to log in to Purple Mash and open and save activities will probably need support with this initially.

These lesson plans can make use of the facility within Purple Mash to set activities for pupils which they then complete and hand in online (2Dos). This enables you to assess their work easily as well as distribute resources to all pupils. If children have not opened 2Dos before, then they will need more detailed instructions about how to do this. If your pupils do not have individual logins for Purple Mash, we can help you with this. Contact your school Purple Mash administrator or email us at support@2simple.com.

A teacher's guide to 2Dos can be found in the Teacher section: [2Dos Guide](#).

Children who are using computers or laptops for the first time rather than tablets, will need extra support regarding the use of mice, touchpads and keyboards.

To force links within this document to open in a new tab, right-click on the link and then select 'Open link in new tab'.



Lesson 1 – Sorting away from the Computer

Aims

- To sort items using a range of criteria.

Success criteria


- Children have used Purple Mash activities to sort various items online using a variety of criteria.

Resources





- Range of 3D shapes.
- Range of toys.
- Alternatively, use the pictures on [Lesson 1 – Worksheet 1](#) – Objects to sort. You may want to enlarge these shapes to A4 size to make them easier to see. [Lesson 1 – Worksheet 2](#) can be used to sort the shapes on.

Activities

- Share the learning objectives and success criteria with the children.
- Show the children one of the shapes. Ask them to look at the shape and describe it using simple criteria, e.g.:

	<ul style="list-style-type: none">four sidesblueall sides are equalmore than three sidesfewer than five sides.
--	--

- Repeat with a few more shapes.
- Select four of the shapes, e.g.:

			
---	---	--	---

- Discuss with the children the different ways we can sort out these shapes into two. It doesn't have to be the same numbers in each pile. Criteria to sort may include:
 - colour
 - four sides
 - fewer than four sides
 - fewer than three sides
 - all sides the same length.
- Hand out the shapes and worksheet to the children and ask them to sort them out by various criteria. The children can stick them down on Lesson 1 – Worksheet 2.
- What different ways have the children sorted the shapes?



Lesson 2 – Sorting on the Computer

Aims

- To sort items on the computer using the ‘Grouping’ activities in Purple Mash.

Success criteria

- Children have used Purple Mash activities to sort various items online using a variety of criteria.

Resources

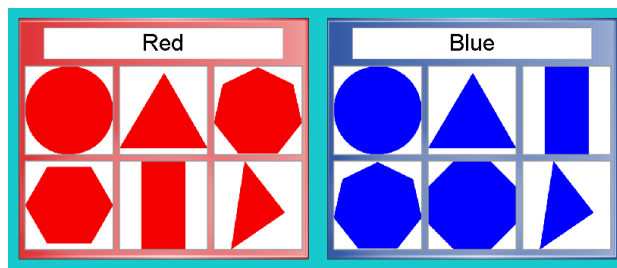
Purple Mash Grouping activities. These should be set as 2Dos for the children to easily locate them in Purple Mash. To do this, click on the icon for the activity and then click the ‘set as 2do’ button and fill in the details. All activities/icons can be found on the main page for this unit:

https://www.purplemash.com/site#tab/Teachers/computing_sow/computing_sow_y1/computing_sow_y1_unit_1-2. To preview these activities yourself, right-click on the links and then click ‘open in new tab’ so this plan remains open in this tab.

- Shape Colour Group https://www.purplemash.com/app/pup/shape_colour_group
- Shapes Sides 1 https://www.purplemash.com/app/pup/shape_sides_1
- Shapes Sides 2 https://www.purplemash.com/app/pup/shape_sides_2
- Shapes and Colour https://www.purplemash.com/app/pup/shape_and_colour

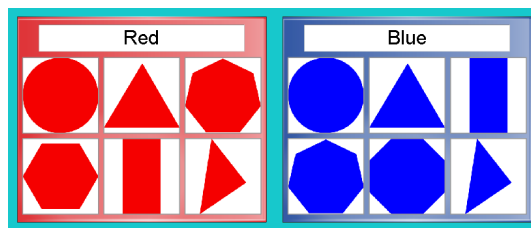
Activities

- Share the learning objectives and success criteria with the children. Recap the learning from the last lesson.
- Explain to the children that we will be sorting items in a similar way to the last lesson but that, this week, we will be using the computer to do it.
- Open the Shape Colour Group example on the whiteboard. Go through the activity with the children.



- The children should work through the three pre-made templates that you have set as 2dos.

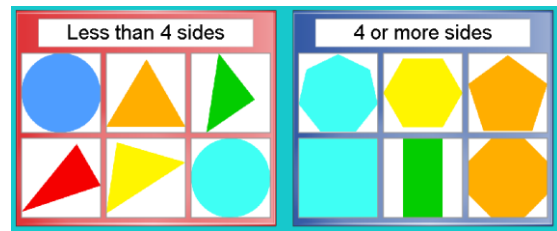
Shape Colour Group






Purple Mash Computing Scheme of Work – Unit 1.2: Grouping & Sorting – Lesson 2

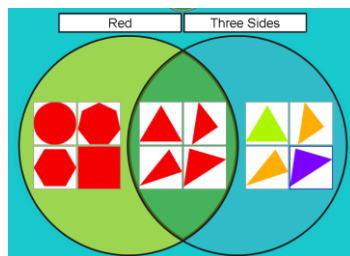
Shapes Sides 1



Shapes Sides 2



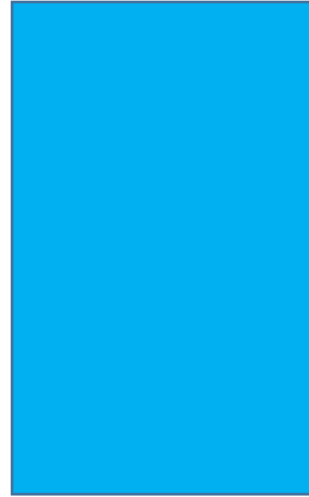





Shapes and Colour











Lesson 1 – Worksheet 1 – Sorting Objects





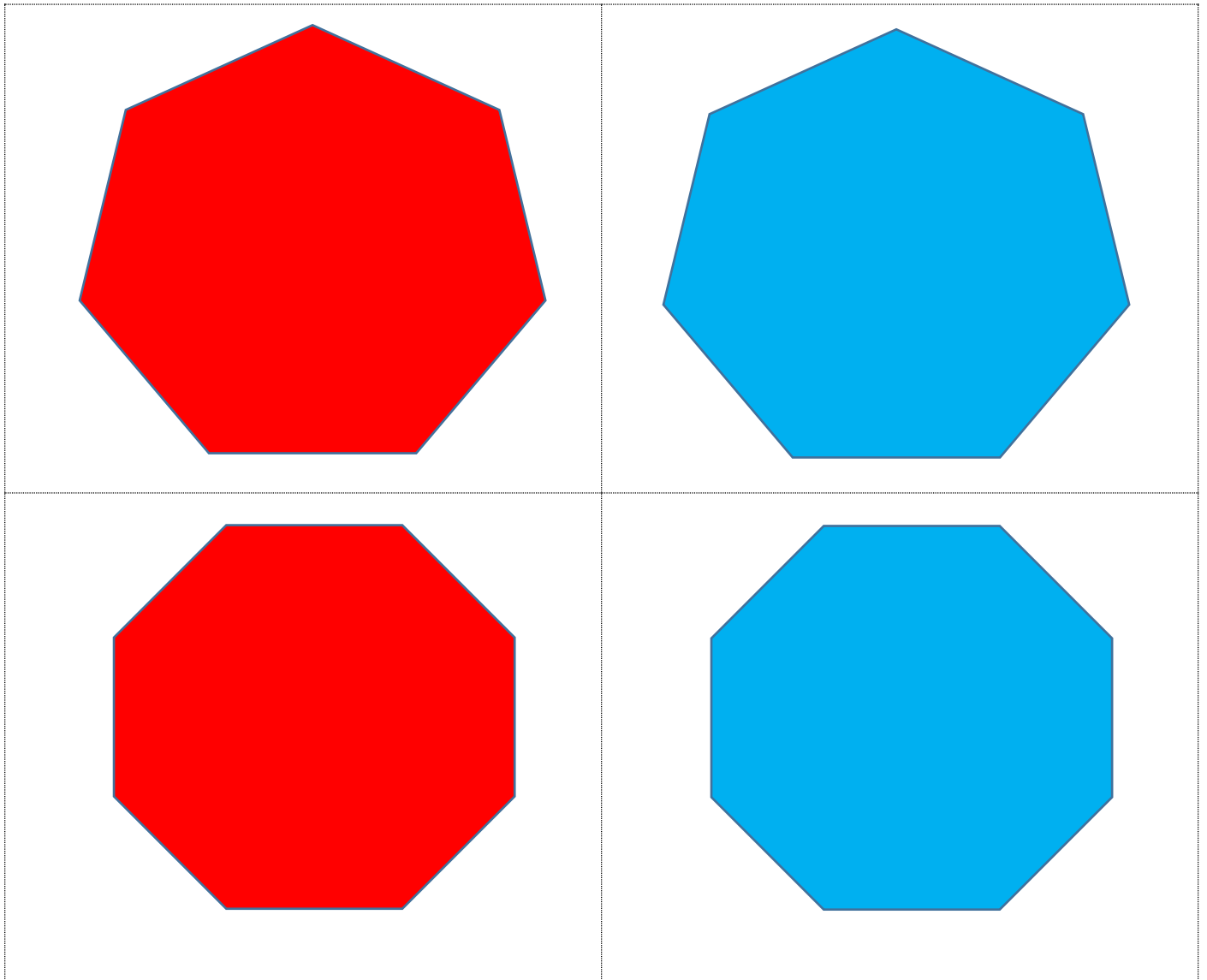
Lesson 1 – Worksheet 1 – Sorting Objects





Lesson 1 – Worksheet 1 – Sorting Objects

Shapes - continued

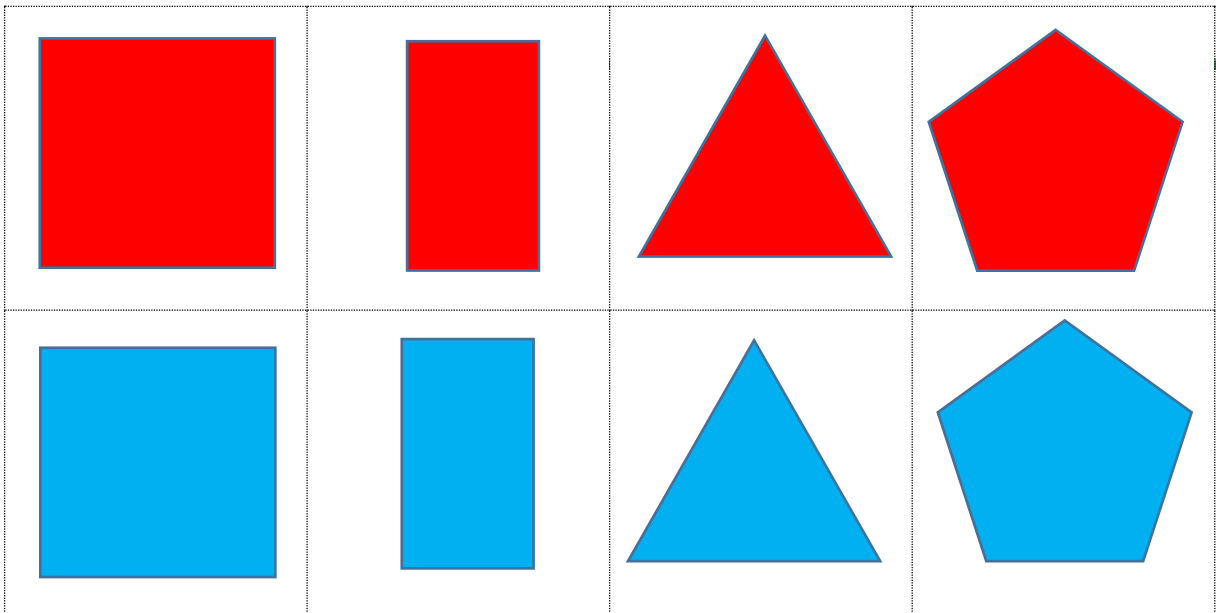
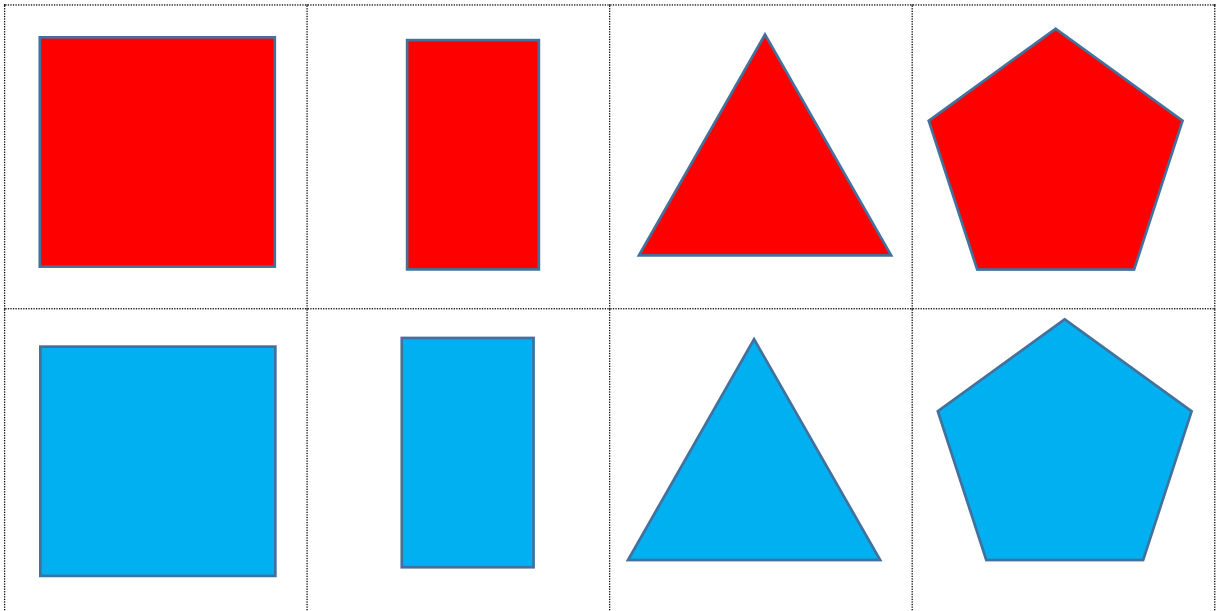
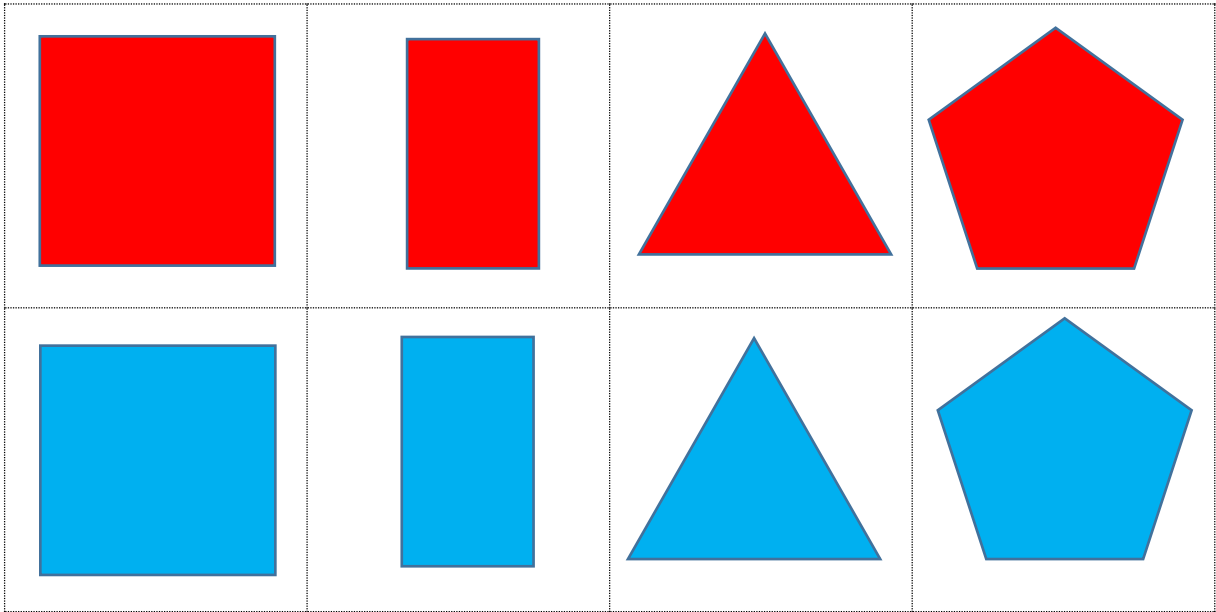




Name _____

Date _____

Sorting objects into two groups





Assessment Guidance

The unit overview for year 1 contains details of national curricula mapped to the Purple Mash Units. The following information is an exemplar of what a child at an expected level would be able to demonstrate when completing this unit with additional exemplars to demonstrate how this would vary for a child with emerging or exceeding achievements.

Assessment Guidance	
Emerging	With support, children can physically sort items using a limited number of given criteria (Unit 1.2 Lesson 1. Point 4). Using Purple Mash, children can sort items into two clearly defined groups using given criteria (Unit 1.2 Lesson 2. Point 4).
Expected	Children can physically sort, collate, edit, present, search through, re-order and re-structure items using a range of given criteria (Unit 1.2 Lesson 1. Point 4). Using Purple Mash, children can sort items into three clearly defined groups using given criteria (Unit 1.2 Lesson 2. Point 4). Most children can sort physical objects using a range of criteria e.g. shape: Number of sides, colour, equal length sides etc. They can apply this skill within Purple Mash using the range of sorting activities with more than one criterion (All of Unit 1.2).
Exceeding	Children demonstrate their depth of understanding by creating their own criteria for items against which they can physically sort, collate, edit, present, search through, re-order and re-structure and explain their reasoning (Unit 1.2 Lesson 1. Point 4). Using Purple Mash, children can also sort items into Venn diagrams using given criteria (Unit 1.2 Lesson 2. Point 4).