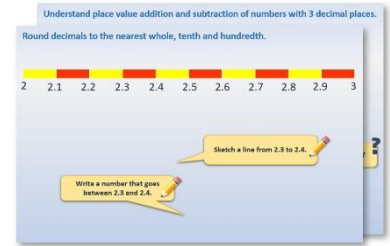


# Year 1: Week 5, Day 5


## Find a difference in lengths

Each day covers one maths topic. It should take you about 1 hour or just a little more.

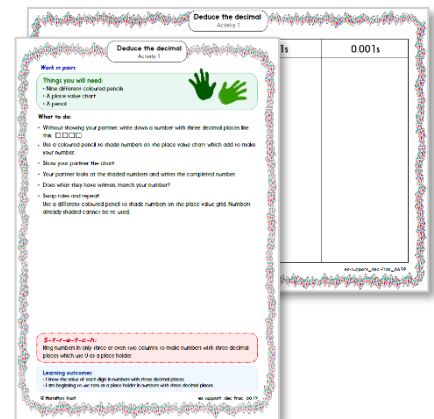
1. Start by reading through the **Learning Reminders**. They come from our *PowerPoint* slides.



2. Tackle the questions on the **Practice Sheet**. There might be a choice of either **Mild** (easier) or **Hot** (harder)! Check the answers.



3. Finding it tricky? That's OK... have a go with a grown-up at **A Bit Stuck?**



4. Think you've cracked it? Whizzed through the Practice Sheets? Have a go at the **Investigation...**

## Learning Reminders

Find a difference in lengths.

Show children two pieces of ribbon – one red and one blue.

Measure each one using cubes/Lego® bricks.

Which is the longer piece?

?



How much longer is the red ribbon?

?

## Learning Reminders

Find a difference in lengths.



The red tower has  
got *3 more* cubes  
than the blue tower.

Snap off the 3 extra red  
cubes/bricks to  
demonstrate.

## Learning Reminders


Find a difference in lengths.



The **difference** between  
five cubes and eight  
cubes is three cubes!

# Practice Sheet Mild

What's the difference between the snakes?




The difference is



The difference is



The difference is



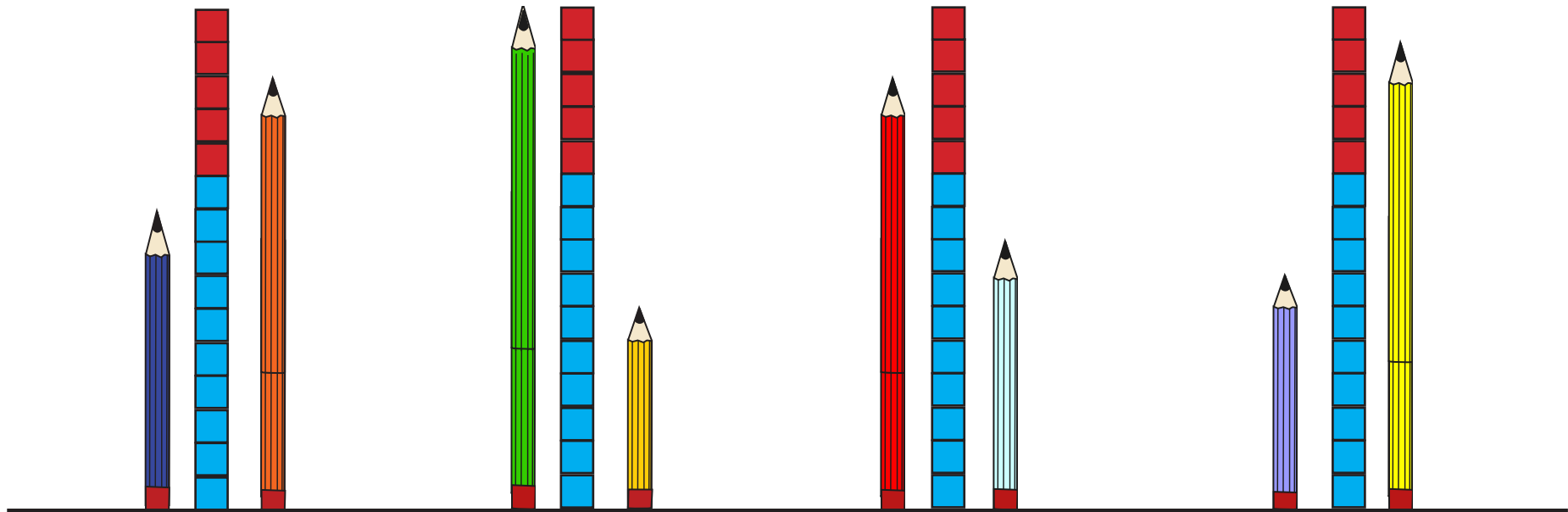
The difference is



# Practice Sheet Hot

## What's the difference?

The difference is...



...  cubes

...  cubes

...  cubes

...  cubes.

## Practice Sheets Answers

### What's the difference between snakes? (mild)

1. The difference is 1 cube.
2. The difference is 4 cubes.
3. The difference is 3 cubes.
4. The difference is 2 cubes.

### Day 3 What's the difference? (hot)


1. The difference is 4 cubes.
2. The difference is 9 cubes.
3. The difference is 5 cubes.
4. The difference is 7 cubes.

## A Bit Stuck? Tall towers

*Work in pairs*

### Things you will need:

- Cubes/Lego bricks
- 6-12 number cards
- A pencil



### What to do:

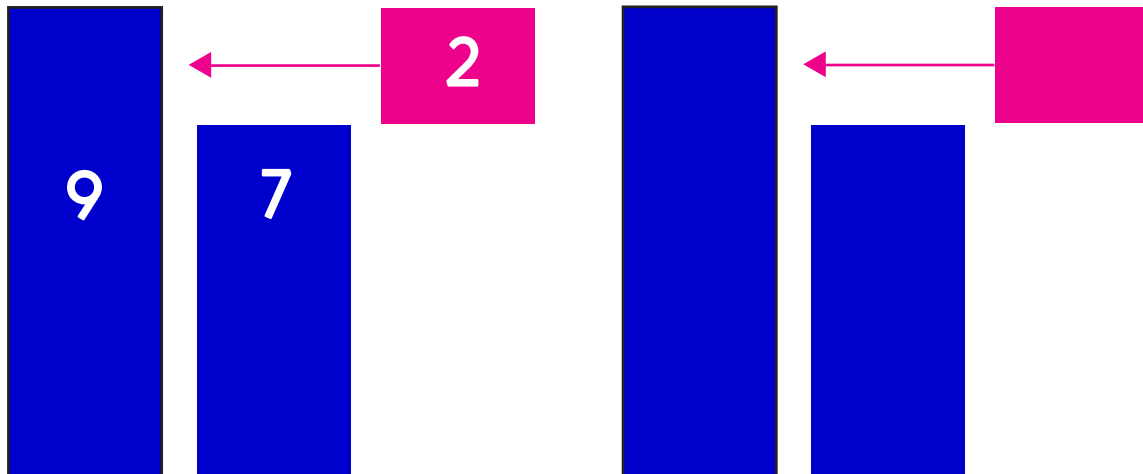
Shuffle the number cards.  
Place face down in a pile.

Take the top card.  
Build a tower using that number of cubes/Lego bricks.

Your partner does the same.

What is the difference between your two towers? Write the three numbers in one of the pictures.

Repeat with other pairs of cards.



### *S-t-r-e-t-c-h:*

Make a pair of towers with a difference of 3 cubes/Lego bricks.  
Write down the pair of numbers.

### Learning outcomes:

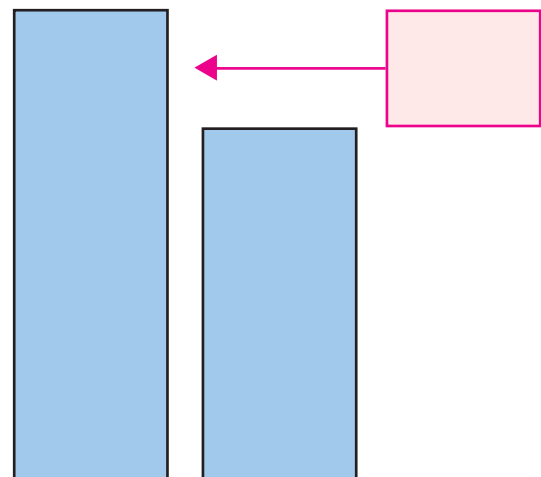
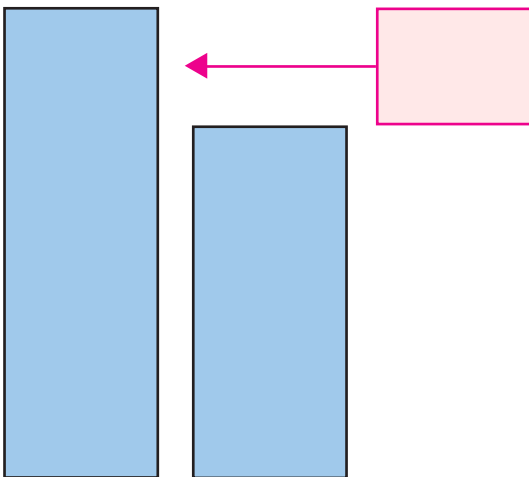
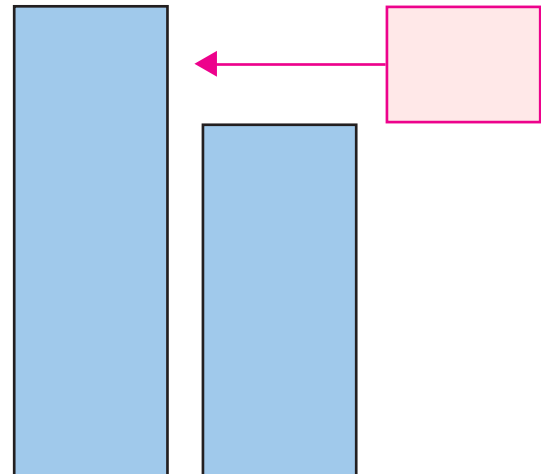
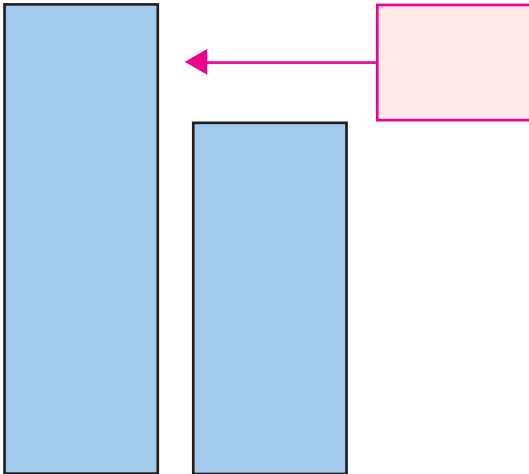
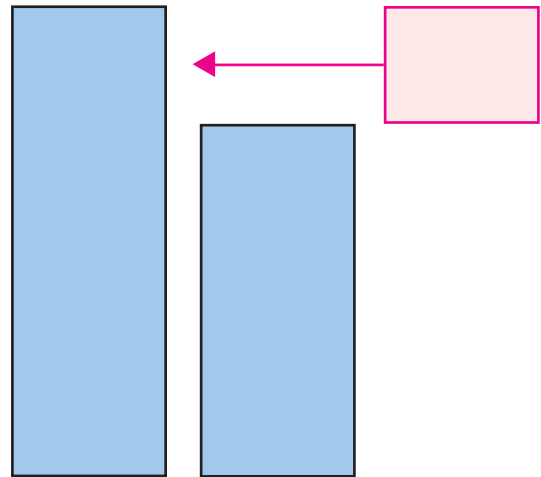
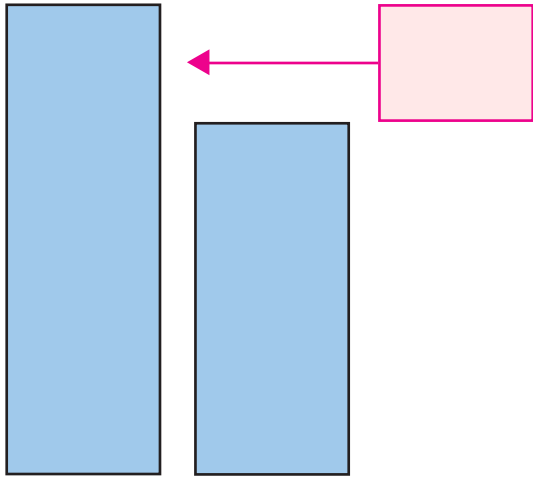
- I can find a difference between pairs of towers.
- I am beginning to find pairs of towers with a given difference.

© Hamilton Trust

Explore more Hamilton Trust Learning Materials at <https://wrht.org.uk/hamilton>



# A Bit Stuck? Tall towers



A Bit Stuck?  
Number cards

1	2	3	4	5
6	7	8	9	10

© Hamilton Trust

Explore more Hamilton Trust Learning Materials at <https://wrht.org.uk/hamilton>

A Bit Stuck?  
Number cards

11

12

13

14

15

16

17

18

19

20

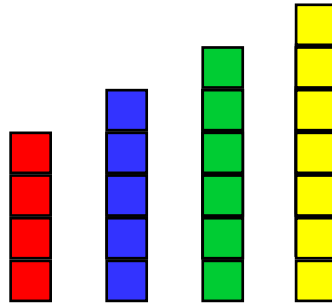
© Hamilton Trust

Explore more Hamilton Trust Learning Materials at <https://wrht.org.uk/hamilton>

## Investigation

### Four towers

1. Make four towers of cubes/Lego bricks, one each of 4, 5, 6 and 7 cubes/Lego bricks.



2. Can you arrange the towers so that any pair of next door towers have a difference of 2 cubes/Lego bricks or more? That is to say one tower is 2 cubes/Lego bricks taller more than its neighbour.
3. Can you find a different way to do this?
4. How many ways are there? Can you show that you have them all?

### Challenge

Try again with four towers made from 5, 6, 7 and 8 cubes/Lego bricks. Or four other numbers between 5 and 10.

© Hamilton Trust

Explore more Hamilton Trust Learning Materials at <https://wrht.org.uk/hamilton>