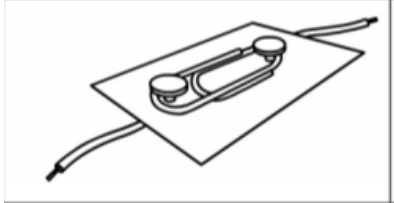
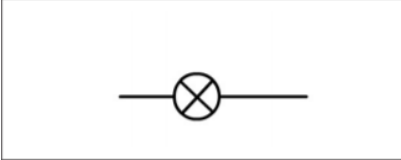


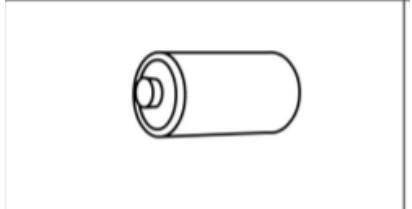
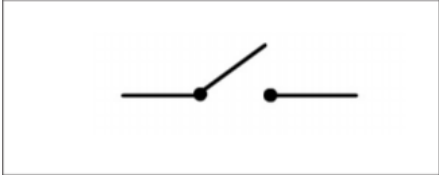
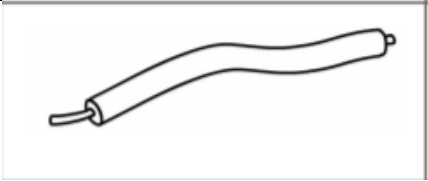



LO: To learn symbols for circuits.

Look at the PowerPoint 'Electrical circuits' and then match up the component name to its sketch picture and the symbol.

Component	Sketch / drawing	Symbol
Battery (cell)		
Switch		
Wire		
Light bulb		

→Now, using the symbols above, draw a simple circuit. You will need 2 x wires, 1 x battery, 1 x light bulb and 1 x switch.