



Week 5<sup>th</sup> - 9<sup>th</sup> October 2020

Topic: Bears

Dear Parents,

This is our weekly bulletin. It is our aim to keep you informed about what your child is learning at school. The activities are suggestions of how you can help at home. You can make an observation on Tapestry of the activities your child chooses to do. Thank you for your continued support.

**Tapestry-**

Don't forget to upload a photo of your child with their favourite bear or cuddly to Tapestry. Please come and talk to Mrs Fuller if you have any issues with Tapestry.

**Phonics -**

The children have started learning phonics using the Read Write Inc programme (RWInc). They have been learning how to pronounce the sounds clearly using pure sounds ('m' not 'muh') The link below demonstrates the correct pronunciation.

<https://www.youtube.com/watch?v=yln6PpV1G1I>

This week they have learnt these sounds; i, n, p, g, o.

They have learnt how to orally blend sounds to say words (Fred Talk). The link below explains how to do 'Fred Talk' [https://www.youtube.com/watch?v=dEzfpod5w\\_Q](https://www.youtube.com/watch?v=dEzfpod5w_Q)

Have a go at using 'Fred Talk' to sound out and blend these words; ham, jam, eggs.

---

### **Fred Talk routine**

---

1. Say the word in sounds as Fred e.g. c-a-t.
2. Ask your child to repeat. Can they 'jump-in' with the whole word?
3. Say the word in sounds followed by the whole word e.g. c-a-t, cat
4. Ask your child to repeat



## Literacy -

Next week we will be sharing the Bear story 'We're Going on a Bear Hunt'. The link below has a video clip of Michael Rosen reading and acting out the story.

<http://www.lovelybooks.co.uk/were-going-on-a-bearhunt>

The website also has some lovely activities that you could do with your child, below is an example. Please make an observation for your child's Tapestry account.


### Pack a bag and go on a bear hunt

Talk with your child about what you will need, perhaps boots and a torch. Pack all the things you collect in a large bag or rucksack before going on an imaginary bear hunt around your home, garden or, if you are very adventurous the park or woods! If there is another member of your family, who can join in with the game by pretending to be the bear (perhaps hiding behind a chair or a tree ready to jump out) that would make this activity even more fun.





## Maths -

Have a go at this activity. Please make an observation for your child's Tapestry account.


 #MathsEveryoneCan

Go and collect some ribbon, string or even shoelaces.  
Can you line them up on the table or the floor?  
Remember to have a start line!

What do you notice?  
Can you compare the lengths?



Key vocabulary	
longer than	longest
shorter than	shortest



## Please Remember-

- School provides fruit for snack time so there is no need to bring any fruit from home. However, please send in a labelled bottle of water for your child to use during the day.
- If your child is having a packed lunch, please send in a named lunch bag.
- If your child is having a lunch provided by school, please talk to your child about the options on offer for that day.
- **Please don't send in a lunch bag if your child is having a school lunch.**

## Hand sanitiser -

Please don't provide your child with their own hand sanitiser because we cannot make sure that this is monitored.

Please ensure you keep up to date with all the school dates/news and PTA events at our website, [www.willowbankinfant.com](http://www.willowbankinfant.com). Mrs Masters publishes a weekly newsletter every Friday.