



Week 5th - 9th October 2020

Topic: Bears

Dear Parents,

This is our weekly bulletin. It is our aim to keep you informed about what your child is learning at school. The activities are suggestions of how you can help at home.

Phonics

The children have started learning phonics using the Read Write Inc programme (RWInc). They have been learning how to pronounce the sounds clearly using pure sounds ('m' not 'muh') The link below demonstrates the correct pronunciation.

<https://www.youtube.com/watch?v=yIn6PpV1G1I>

This week they have learnt these sounds; i, n, p, g, o.

They have learnt how to orally blend sounds to say words (Fred Talk). The link below explains how to do 'Fred Talk' https://www.youtube.com/watch?v=dEzfpod5w_Q

Have a go at using 'Fred Talk' to sound out and blend these words; ham, jam, eggs.

Fred Talk routine

1. Say the word in sounds as Fred e.g. c-a-t.
2. Ask your child to repeat. Can they 'jump-in' with the whole word?
3. Say the word in sounds followed by the whole word e.g. c-a-t, cat
4. Ask your child to repeat



Please check your child's Green Book Bag for a blending activity to do together at home.

Handwriting



Checklist: insect

- ✓ start at the top of the insect's neck
- ✓ draw down the short straight body
- ✓ draw a curl for a small round tail
- ✓ add a little dot for the head



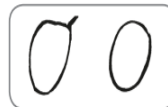
Checklist: Nobby and his net

- ✓ start at Nobby's head
- ✓ go straight down Nobby
- ✓ go over the net - from Nobby's waist
- ✓ check the net is the same height as Nobby
- ✓ add a small curl for the grass



Checklist: Polly Pirate

- ✓ start at the top of her plait
- ✓ draw down her long straight plait
- ✓ go round over her face
- ✓ finish under her chin



Checklist: orange

- ✓ start at the stalk
- ✓ draw a nice round orange



Checklist: girl

- ✓ start at her hair bobble on top of her head
- ✓ draw a nice round face
- ✓ go back up to her bobble
- ✓ down her very straight hair
- ✓ draw a round curl to finish

Literacy -

Next week we will be sharing the Bear story 'We're Going on a Bear Hunt'. The link below has a video clip of Michael Rosen reading and acting out the story.

<http://www.lovelybooks.co.uk/were-going-on-a-bearhunt>

The website also has some lovely activities that you could do with your child, below is an example.


Pack a bag and go on a bear hunt

Talk with your child about what you will need, perhaps boots and a torch. Pack all the things you collect in a large bag or rucksack before going on an imaginary bear hunt around your home, garden or, if you are very adventurous the park or woods! If there is another member of your family, who can join in with the game by pretending to be the bear (perhaps hiding behind a chair or a tree ready to jump out) that would make this activity even more fun.





Maths -

Have a go at this activity. Please make an observation for your child's Tapestry account.


 #MathsEveryoneCan

Go and collect some ribbon, string or even shoelaces.
Can you line them up on the table or the floor?
Remember to have a start line!

What do you notice?
Can you compare the lengths?



Key vocabulary	
longer than	longest
shorter than	shortest



Kitchen roll tubes

On our creative table, we will be making binoculars to go on our bear hunt! We are trying to collect as many kitchen roll tubes as possible, so if you have an empty one (or more!) at home, please send it in with your child! Thank you for your support!



Spare clothes for the wet weather

As the weather is beginning to get colder and wetter, please could you bring in a spare change of clothing for your child. This can be kept in a separate named bag on their peg to use if necessary.



Friendship Day

Monday 4th October is Friendship Day! The children will be having circle time, playing friendship games and there will be activities to celebrate friendship in the provision.



Black History Month

October is Black History Month and over the course of the month and beyond, we will be learning about and celebrating the achievements of Black authors, artists, scientists, athletes, leaders and other historical figures through stories, artwork and song.



Please Remember-

- School provides fruit for snack time so there is no need to bring any fruit from home. However, please send in a labelled bottle of water for your child to use during the day.
- If your child is having a packed lunch, please send in a named lunch bag.
- If your child is having a lunch provided by school, please talk to your child about the options on offer for that day.
- **Please don't send in a lunch bag if your child is having a school lunch.**

Please ensure you keep up to date with all the school dates/news and PTA events at our website, www.willowbankinfant.com. Mrs Masters publishes a weekly newsletter every Friday.