











Remote Learning Timetable - Year 5 - WB 11.01.2021

	Activity	Monday	Tuesday	Wednesday	Thursday	Friday																																	
Before 9:00am	Eat breakfast Get dressed for the day	While you're waiting for breakfast why not do some stretches!	While you're waiting for breakfast, why not help your parent with a job around the house?	Can you help the adults prepare breakfast?	After breakfast, can you help your parents with the washing up?	While you're waiting for breakfast, why not help your parent with a job around the house?																																	
9:00 to 9:30	Spelling Task:	<p>Spelling: This week we are learning about homophones. Homophones are two words that sound the same but have a different spelling and meaning. Here are your spellings for the week. Practice spelling these words, using look, cover, write and check.</p> <table border="1"> <thead> <tr> <th>group 1</th> <th>group 2</th> <th>group 3</th> </tr> </thead> <tbody> <tr> <td>allowed</td> <td>allowed</td> <td>be</td> </tr> <tr> <td>aloud</td> <td>aloud</td> <td>bee</td> </tr> <tr> <td>die</td> <td>die</td> <td>of</td> </tr> <tr> <td>dye</td> <td>dye</td> <td>off</td> </tr> <tr> <td>morning</td> <td>to</td> <td>week</td> </tr> <tr> <td>mourning</td> <td>too</td> <td>weak</td> </tr> <tr> <td>reign</td> <td>week</td> <td>no</td> </tr> <tr> <td>rain</td> <td>weak</td> <td>know</td> </tr> <tr> <td>time</td> <td>be</td> <td></td> </tr> <tr> <td>thyme</td> <td>bee</td> <td></td> </tr> </tbody> </table>	group 1	group 2	group 3	allowed	allowed	be	aloud	aloud	bee	die	die	of	dye	dye	off	morning	to	week	mourning	too	weak	reign	week	no	rain	weak	know	time	be		thyme	bee		<p>Spelling: Create a small glossary for each of your spelling words. Use an online dictionary to help you.</p>	<p>Spelling: Practise writing your spelling words again. Now create word and picture cards for each of your spelling words, where one side has the spelling and the other side as the picture.</p> <div style="border: 1px solid black; padding: 5px; margin: 5px 0;"> <p>(front)</p> <p style="text-align: center; font-size: 1.2em;">morning</p> </div> <div style="border: 1px solid black; padding: 5px; margin: 5px 0;"> <p>(back)</p>  </div>	<p>Spelling: Below is a passage from The Sleeper and The Spindle. A magic spell has been cast on the book and means that some of the words are not readable. Try and complete the passage below with your spelling words.</p> <p>The queen woke early that _____. "A _____ from today," she said _____. "A _____ from today I shall be married." It seemed both unlikely and extremely final. She wondered how she would feel to ____ a married woman. It would be the end ____ her life, she decided, if life was a _____ of choices. In a _____ from now she would have _____ choices. She would _____ over her people. She would have children. Perhaps she would _____ in childbirth, perhaps she would _____ as an old woman, or in battle.</p>	<p>Spelling Test! Test yourself on your spelling words:</p> <p style="color: red;">How many did you get correct? Make sure you email your teacher to let them know!</p>
group 1	group 2	group 3																																					
allowed	allowed	be																																					
aloud	aloud	bee																																					
die	die	of																																					
dye	dye	off																																					
morning	to	week																																					
mourning	too	weak																																					
reign	week	no																																					
rain	weak	know																																					
time	be																																						
thyme	bee																																						
9.30 to 10.30	Learning Task 1	<p>P.E: Mr Fisher has planned some really exciting P.E. activities for you this week! Take a look at the document that is on the school website. Choose one of the activities to complete and make sure to send in pictures of yourself completing</p>	<p>History: TUDOR QUEENS!</p> <p>Please look at the worksheet that is on the school website.</p>	<p>DT: LET'S GET BAKING!!</p> <p>Henry VII is bored of the bread he has been receiving each day and wants you to design and cook something that is new and tasty! Today you need to design your own loaf of bread but add in some new ingredients.</p>	<p>Art: SELF PORTRAITS</p> <p>Last week, you learnt how to draw an eye, this week you will be learning to draw lips. Watch this video and then have a go at drawing your own lips.</p>	<p>Science: What is the solar system?</p> <p>https://classroom.thenational.academy/lessons/what-is-the-solar-system-c5jk6r</p>																																	



		these tasks! You may want to challenge yourself and do all three!		Look at the worksheet on the school website to give you some ideas.	https://www.youtube.com/watch?v=yidFC1VStEA	Be sure to use a mirror to help you!																
10.30 - 10.40	Break and Snack Time	During your break why not watch the news on Newsround? https://www.bbc.co.uk/newsround	Maybe today you can really impress your teachers by making a start with one of the lockdown challenges they have set for you on the website!	Last half term we created our own catapults. Take a look at this one made from lego: https://thekidshouldseethis.com/post/building-a-lego-candy-cane-catapult	During your break today, why not get some fresh air and take a walk outside! Remember to wrap up warm as it's very cold!	On your break today why not watch Animal LOL on NatGeo Kids. https://kids.nationalgeographic.com/videos/																
10.40 - 11:40	English Task <i>Please check that you do not have to complete any of the pre-reading tasks before the live lesson</i>	10.40-10.55 - Pre-reading Read up to the bottom of p56 using the link that was sent to you this morning. Think about these questions: You do not need to answer them. Why does the queen call her 'your Darkness'? Were you expecting the sleeper to be evil? 10:55 - 11:20 - Log in to live session 11:20 - 11:40 - Independent Task Sometimes, narrators use brackets to express their opinion or add more detail. This is called parenthesis. For example: Her skin was as supple as a child's (but her eyes, her eyes looked like that of an old woman). Now you know the real side to the enchantress, create a character description of her using brackets to add more detail.	10.40-10.55 - Pre-reading Read to the end of the story. There hasn't been any narrative written for the page below. Before you begin the live session write down speech bubbles of what you think they are thinking and saying in this moment.  10:55 - 11:20 - Log in to live session 11:20 - 11:40 - Independent Task: Write the dialogue for the scene above.	10:55 - 11:20 - Log in to live session 11:20 - 11:40 - Independent Task Today you are planning to write a sequel to the story, called The Queen and The Glass Coffin. A prequel is a story that happens before the original story. We know that the Queen in our story is Snow White and before going on this quest she was once put under a sleeping spell and then was brought back. Within your own prequel you need to try and answer these questions: <ul style="list-style-type: none">Who put The Queen (Snow White) under a sleeping curse?Why did they put her under the curse?In the original story of Snow White, there were 7 dwarves what happened to 4 of them?Who saved The Queen from her sleeping curse? Use the planning template on the website to plan your prequel to the story.	10:55 - 11:20 - Log in to live session 11:20 - 11:40 - Independent Task Write up your prequel, entitled The Queen and The Glass Coffin following the plan that you created yesterday. Be sure to include the following: <ul style="list-style-type: none">expanded noun phrasessimiles and metaphorsrelative clausesdialogueparenthesis	10:55 - 11:20 - Log in to live session 11:20 - 11:40 - Independent Task Today we are going to look through our prequel from yesterday you then need to edit your writing. Check that you have corrected <table border="1"> <tr><td></td><td>✓</td></tr> <tr><td>spelling</td><td></td></tr> <tr><td>punctuation</td><td></td></tr> <tr><td>expanded noun phrases</td><td></td></tr> <tr><td>similes and metaphors</td><td></td></tr> <tr><td>relative clauses</td><td></td></tr> <tr><td>dialogue</td><td></td></tr> <tr><td>parenthesis</td><td></td></tr> </table>		✓	spelling		punctuation		expanded noun phrases		similes and metaphors		relative clauses		dialogue		parenthesis	
	✓																					
spelling																						
punctuation																						
expanded noun phrases																						
similes and metaphors																						
relative clauses																						
dialogue																						
parenthesis																						



		 Use adverbials to add more details.  Use expanded noun phrases  Use similes and metaphors	 Include a variety of nouns for the characters  Include relative clauses  Include split speech																								
11:40 - 12:00	Quiet time/daily practice	Times table practice: Log in to Times Table Rockstars. You should have received your log ins for this.	Daily Mile: Mr Fisher has created a video to help you with your daily mile at home. Take a look at the video and then have a go at completing the activities. https://youtu.be/Uu3Pt1FuoB4	Times table practice: Log in to Times Table Rockstars. You should have received your log ins for this.	Healthy Selfie: Mr Fisher has created a challenge for you! https://youtu.be/i7vMX0je2H8	Times table practice: Log in to Times Table Rockstars. You should have received your log ins for this.																					
12:00-1:00	Lunch																										
1:00 to 2:00	Reading Task:	Read chapter 19 and 20 using the links that were sent to you this morning. Based on what you have read, what does the last paragraph suggest might happen to the explorers next? Use evidence from this paragraph to help you write a prediction about what you think will happen to them. Use the sentence stems below to help you. <i>I predict that... because it says in the text...</i> <i>I think that Stella will... as it mentions in the text that...</i>	Read chapters 21 and 22 using the links that were sent this morning. Today you are focussing on themes within the text. A theme is a central topic, subject, or message within a narrative for example the themes within The Sleeper and The Spindle are: magic, evil, friendship, revenge. Now create a mind map of all of the themes that you have noticed so far within the story: The Polar Bear Explorers' Club.	Read Chapters 23 and 24 using the links that were sent this morning. Using information from the text answer the questions below. 1) Using information from the text, tick one box in each row to show whether each statement is true or false. <table border="1" data-bbox="1048 1109 1451 1412"> <thead> <tr> <th>Statement</th> <th>✓</th> <th>X</th> </tr> </thead> <tbody> <tr> <td>The children passed an entire colony of polar bears building an ark</td> <td></td> <td></td> </tr> <tr> <td>When Ethan got his spells wrong, it froze him solid</td> <td></td> <td></td> </tr> <tr> <td>The tiara made Stella feel calm and happy when she had it on her head</td> <td></td> <td></td> </tr> <tr> <td>It was the thought of Felix which made Stella fling the tiara into the snow</td> <td></td> <td></td> </tr> <tr> <td>Ethan covered up his cut with a polar bear plaster</td> <td></td> <td></td> </tr> <tr> <td>Felix tripped up the man who spoke badly about Stella</td> <td></td> <td></td> </tr> </tbody> </table>	Statement	✓	X	The children passed an entire colony of polar bears building an ark			When Ethan got his spells wrong, it froze him solid			The tiara made Stella feel calm and happy when she had it on her head			It was the thought of Felix which made Stella fling the tiara into the snow			Ethan covered up his cut with a polar bear plaster			Felix tripped up the man who spoke badly about Stella			Read the epilogue that has been sent to in an email this morning. An epilogue is a section of writing at the end of a book intended to provide closure and resolution. Focus on the last line 'All by herself'. What do you think will happen next? How do you know? How was the author trying to impact the reader when writing this?	Read the rules for each of the Explorers' Clubs. Think about what is similar about each club what is different? Now design your own Explorers' club based on an animal that lives within the Tropical Rainforest. Create your own set of rules and an initiation for you club. E.g. The Orangutan Explorers' Club. <i>Note from your teachers: The book we have read is part of a series, so if you are interested</i>
Statement	✓	X																									
The children passed an entire colony of polar bears building an ark																											
When Ethan got his spells wrong, it froze him solid																											
The tiara made Stella feel calm and happy when she had it on her head																											
It was the thought of Felix which made Stella fling the tiara into the snow																											
Ethan covered up his cut with a polar bear plaster																											
Felix tripped up the man who spoke badly about Stella																											



				<p>2) Name three of the discoveries made during the adult explorer's expedition</p> <ol style="list-style-type: none"> 1. 2. 3. <p>3) Which discovery was the president of the Polar Bear Explorers' Club most pleased about? The starflakes, the cabbage, the moustache spoon, the magic goose or the tiara</p> <p>4) What will be included in the new edition of the Guide to Expeditions and Exploration?</p>		<p>in reading more about the characters then why not have a read of these stories:</p> <ul style="list-style-type: none"> • Explorers on Witch Mountain • Explorers on Black Ice Bridge
2:00 - 3:00	Maths Task	<p>2:00-2:30 Choose your challenge worksheet from the website.</p> <p>2:35 - 2:55 - Log in to live session</p>	<p>2:00-2:30 Choose your challenge worksheet from the website.</p> <p>2:35 - 2:55 - Log in to live session</p>	<p>2:00-2:30 Choose your challenge worksheet from the website.</p> <p>2:35 - 2:55 - Log in to live session</p> <p><i>(Remember there is not a live session today!)</i></p>	<p>2:30-2:35 Today we will be going through a PiXL therapy. Please use the YouTube link that was sent to you this morning to access the lesson.</p>	<p>2:00-2:30 Choose your challenge worksheet from the website.</p> <p>2:35 - 2:55 - Log in to live session</p>
3:00 - 4:00	Outdoors fresh air time (in garden if possible)	Sit outside and meditate - lay back and look at the sky what pictures can you see in the clouds?	Take a skipping rope outside and see how many times you can skip in a row!	Go outside and practise some yoga.	Step outside and take time to look at your surroundings. Draw a picture of something that interests you.	Outdoors fresh air time (in garden if possible)