








Remote Learning Timetable - Year 5 - WB 25.01.2021

	Activity	Monday	Tuesday	Wednesday	Thursday	Friday																																	
Before 9:00am	Eat breakfast Get dressed for the day	While you're waiting for breakfast why not do some stretches!	While you're waiting for breakfast, why not help your parent with a job around the house?	Can you help the adults prepare breakfast?	After breakfast, can you help your parents with the washing up?	While you're waiting for breakfast, why not help your parent with a job around the house?																																	
9:00 to 9:30	Spelling Task:	<p>Spelling: Below are your spellings for the week. Practise writing them using look, cover write and check.</p> <table border="1"> <thead> <tr> <th>group 1</th> <th>group 2</th> <th>group 3</th> </tr> </thead> <tbody> <tr> <td>urgency</td> <td>vision</td> <td>barge</td> </tr> <tr> <td>expectancy</td> <td>confusion</td> <td>cage</td> </tr> <tr> <td>vacancy</td> <td>television</td> <td>sage</td> </tr> <tr> <td>agency</td> <td>erosion</td> <td>huge</td> </tr> <tr> <td>currency</td> <td>conclusion</td> <td>wage</td> </tr> <tr> <td>frequency</td> <td>revision</td> <td>stage</td> </tr> <tr> <td>consistency</td> <td>mission</td> <td></td> </tr> <tr> <td>emergency</td> <td>decision</td> <td></td> </tr> <tr> <td>infancy</td> <td>expansion</td> <td></td> </tr> <tr> <td>truancy</td> <td>collision</td> <td></td> </tr> </tbody> </table>	group 1	group 2	group 3	urgency	vision	barge	expectancy	confusion	cage	vacancy	television	sage	agency	erosion	huge	currency	conclusion	wage	frequency	revision	stage	consistency	mission		emergency	decision		infancy	expansion		truancy	collision		<p>Spelling: Practice your spellings again, this time write a definition for each of the words and then use them in a sentence.</p>	<p>Spelling: Are there any that you are still finding difficult? Choose one of the words and draw a picture around it to help you remember how to spell it.</p> 	<p>Spelling: Practice your spellings one last time! Which one have you found difficult? Now create a mnemonic for it.</p> 	<p>Spelling Test! Test yourself on your spelling words:</p> <p>How many did you get correct? Make sure you email your teacher to let them know!</p>
group 1	group 2	group 3																																					
urgency	vision	barge																																					
expectancy	confusion	cage																																					
vacancy	television	sage																																					
agency	erosion	huge																																					
currency	conclusion	wage																																					
frequency	revision	stage																																					
consistency	mission																																						
emergency	decision																																						
infancy	expansion																																						
truancy	collision																																						
9.30 to 10.30	Learning Task 1	<p>Spanish: Mr Fisher has prepped for you a Spanish lesson for today. Take a look at the worksheet on the website and complete.</p> 	<p>P.E: Mr Fisher has planned a personal best challenge! Join in with him and see if you can beat your personal best!</p> <p>https://youtu.be/dQWTU8bvTtQ</p> 	<p>DT:</p> <p>LET's GET BAKING!!</p> <p>Watch this video created by Miss Farsides. Today King Henry VIII will be giving you a brief to make some bread for a special occasion. Make sure you follow it very carefully, so he doesn't chop off your head!!</p> <p>https://youtu.be/U_BJqt9M3Pg</p>	<p>History: Look at the worksheet that is on the website. Miss Grootaers has made a really fun and exciting activity for you to complete.</p> 	<p>Art:</p> <p>SELF PORTRAITS</p> <p>This week you are building on your portrait skills and are learning to draw a nose.</p> <p>https://www.youtube.com/watch?v=DeFv3pg_Fxk</p> <p>Watch this video and then draw your own nose. Be sure to use a mirror to help you.</p>																																	
10.30 - 10.40	Daily Practice:	Times table practice: Log in to Times Table Rockstars.	Times table practice: Log in to Times Table Rockstars.	Times table practice: Log in to Times Table Rockstars.	Times table practice: Log in to Times Table Rockstars.	Times table practice: Log in to Times Table Rockstars.																																	

10.40 - 11:40

English Task

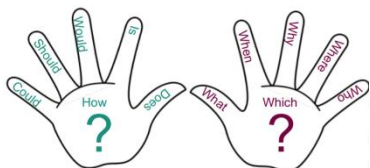
Please check that you do not have to complete any of the pre-reading tasks before the live lesson

Starter:

OH NO! A sighting of a fierce beast has been reported in our school! All that was left was a giant footprint, in our school playground look at the photo below.



Can you write a set of question about this using the question starters below:



11.10-11.30 - log in to the live session.

Independent Task: Create your own warning poster, telling people about the events in the school playground.


Challenge:

Mild - use expanded noun phrases to describe the creature

Spicy - include an eye witness report using dialogue.

Hot - once you have included the above can you now write a response letter to your warning poster

Starter: Our new text is King Kong! Read up to page 13, your teacher should have emailed you the link this morning.



11.10-11.30 - log in to the live session.

Independent Task: Convert the contractions on the worksheet that is on our website for today. Then use them within your speech bubbles to show what the different women would say to Carl.

Complete the worksheet on the website.

Starter:

11.10-11.30 - log in to the live session.

Independent Task: Create a job advert to attract a leading lady to play the part in Carl's film. Be sure to remember persuasive devices.

WANTED!

Leading lady for starring role. Appropriate candidate must be articulate, expressive and willing to travel. Could you be the one? Call this number today: 555 8295 You'll never look back!

Challenge:

Mild - Can you include contractions from yesterday's learning.

Spicy - Can you use metaphors and similes to help you exaggerate

Hot - Usually actors and actresses have to complete audition tapes to get different roles. Film yourself acting out as one of these characters as part of your own audition tape.

Starter: Read up to page 20 of the book King Kong. Your teacher should have emailed you the link this morning.

Now think about these questions before the live session:

How have Ann's fortunes changed? Where was she? Where is she now? What are the differences in her circumstances?



11.10-11.30 - log in to the live session.

Independent Task: Today we are focussing on the progressive tense. Progressive tense is a category of verb tense used to describe ongoing actions.

Examples of past progressive are:

- I was going
- He was looking

Examples of present progressive are:

- I am going
- He is looking

Now complete the worksheet that is attached to the website.

Make sure you have your work from yesterday with you as you will need this to help you in your lesson today.

11.10-11.30 - log in to the live session.

Independent Task:

Write a letter from Ann to a family member back home, explaining what has happened to her. Make sure you include past progressive and present progressive tense to explain what was happening to her and what is happening to her now. Here is my example:

Dear Peter,
You'll never guess what has happened to me! This time last week I was strolling the streets of New York feeling very down on my luck, but this very morning I woke up in a luxurious cabin and I'm sailing across the ocean to star in a movie! Can you believe it?

It all started when...



Challenge:

Mild - expanded noun phrases with prepositions



Spicy - use relative clauses

Hot - Write a response letter as if you are her family member.



11:40 - 12:00	Quiet time	<p>Art Competition! Miss Walmsley has created an art competition which you, your siblings and your parents can get involved in! It will take a few weeks to complete but why not have a look, details are on the school website here: http://www.shirley.cambs.sch.uk/website/year_5_remote_learning/463026</p>	<p>Healthy Selfie: This week's Healthy Selfie challenge is to get others involved in a healthy or physical activity. See Mr. Fisher's video on the sport and PE page of the school website, which explains what to do, and send us your selfie at sport@shirley.cambs.sch.uk http://www.shirley.cambs.sch.uk/website/sport_and_pe/83350</p>	<p>Art Competition! Continue working on your art project, details are on the school website here: http://www.shirley.cambs.sch.uk/website/year_5_remote_learning/463026</p>	<p>Daily Mile: Mr Fisher has created a video to help you with your daily mile at home. Take a look at the video and then have a go at completing the activities. https://youtu.be/Uu3Pt1FuoB4</p>	<p>Art Competition! Continue working on your art project, details are on the school website here: http://www.shirley.cambs.sch.uk/website/year_5_remote_learning/463026</p>
12:00-1:00	Lunch					
1:00 to 2:00	<p>Reading Task:</p>	<p>Thinking and Reading Time: We are starting a new book this week. It is called "When the stars come out" by Nicola Edwards.</p>  <p>Look at the front cover of the book, pay particular attention to the title, illustration and strapline. Look at the</p>	<p>Thinking and Reading Time: Let's read the pages "How does the night work" that are posted on the school website.</p> <p>Notice how the author has referred to 'the Moon and the stars, witches and ghosts, dreams and nightmares and magic and madness'.</p> <p>Task: Now answer these questions:</p> <ol style="list-style-type: none"> 1. What evidence is there that the author is fascinated by the night-time? 2. What has the author done to try to make the reader share her fascination? 	<p>Thinking and Reading Time: Now let's read the pages History of the Night and The Sky at Night. You should have received an email to a YouTube link to read along with your teacher.</p> <p>You will notice that the way each section is presented helps us to navigate each page and makes it easier to read.</p> <p>Task: Complete the table that is on the website.</p>	<p>Starter: Look at these words, can you use an online dictionary to find their meaning.</p> <ul style="list-style-type: none"> - primitive - legendary - mythology - folklore <p>Thinking and Reading Time: Now think about how many fictional characters do you know, who are associated with the night? Some examples include: vampires, werewolves, The BFG, The Iron Man, the monster under the bed!</p> <p>Read along to the pages "Are You Afraid of the Dark". You should have received an email to a YouTube link to read along with your teacher. Which other creatures of the night have you been introduced to?</p>	<p>Thinking and Reading Time: Look at the pages again from yesterday 'Are You Afraid of the Dark?' You should have received an email to a YouTube link to read along with your teacher.</p>  <p>Task: Providing evidence from the text to justify your answer, how do the following night-time legends compare with each other.</p> <p>a) Aswangs vs. Vampires?</p>



		<p>people on the front cover, what are they pointing at? What could the magic and mysteries of the night-time be? What do you think happens when the stars come out?</p> <p>Task: Write a prediction about what you think the book is about and explain why you think that using evidence from the front cover. You may want to use the activity sheet on the website to help you.</p> 	<p>3. What do you predict the main focuses for the book will be?</p> <p>4. Has your prediction from yesterday now changed?</p>		<p>Task: Using examples from the book and the ones that you came up with before, sort the characters using the following diagram. Are there any that fit into both?</p>  <p>The worksheet is on the website.</p>	<p>b) Werewolves vs. Ghouls? c) Amaroaks vs. Aswangs?</p>
2:00 - 3:00	Maths Task	<p>2:00-2:30 Choose your challenge worksheet from the website.</p> <p>2:35 - 2:55 - Log in to live session</p>	<p>2:00-2:30 Choose your challenge worksheet from the website.</p> <p>2:35 - 2:55 - Log in to live session</p>	<p>2:00-2:30 Choose your challenge worksheet from the website.</p> <p>2:35 - 2:55 - Log in to live session</p>	<p>2:30-2:35 Today we will be going through a PiXL therapy. Please use the YouTube link that was sent to you this morning to access the lesson.</p> <p><i>(Remember there is not a live session today!)</i></p>	<p>2:00-2:30 Choose your challenge worksheet from the website.</p> <p>2:35 - 2:55 - Log in to live session</p>
3:00 - 4:00	Outdoors fresh air time (in garden if possible)	<p>Sit outside and meditate - lay back and look at the sky what pictures can you see in the clouds?</p>	<p>Take a skipping rope outside and see how many times you can skip in a row!</p>	<p>Go outside and practise some yoga.</p>	<p>Step outside and take time to look at your surroundings. Draw a picture of something that interests you.</p>	<p>Outdoors fresh air time (in garden if possible)</p>