







KS2 PE KNOWLEDGE ORGANISER – CRICKET

Batting	
Grip	
Routine	<p>'Lift - Step - Play'</p> <p>Lift (the bat) - step (front/back foot) - play (hit the ball).</p>
Front foot drive	
Pull shot	
<p>Running between wickets</p> 	

Bowling	
Grip (Seam bowler)	
Run up and delivery stride	 <p>1 Run-up → 2 Pre Delivery stride → 3 Mid bound → 4 Back Foot Contact → 5 Front Foot Contact → 6 Ball Release → 7 Follow Through</p>

Fielding
<ol style="list-style-type: none"> 1. Stopping the ball 2. Pick up and throw - Underarm 3. Pick up and throw on the run 4. Pick up and throw for a run out – underarm and overarm (outfield) 5. Catching – Basket catch 6. Catching – Butterfly catch
Decision making and tactical awareness
<ol style="list-style-type: none"> 1. Selection of appropriate batting shot 2. Decision making of running between the wickets 3. Where to bowl the ball 4. Awareness of the rules and regulations of the sport and their application 5. Understanding and use of positions and roles in batting and fielding 6. Effective decision making for running between wickets