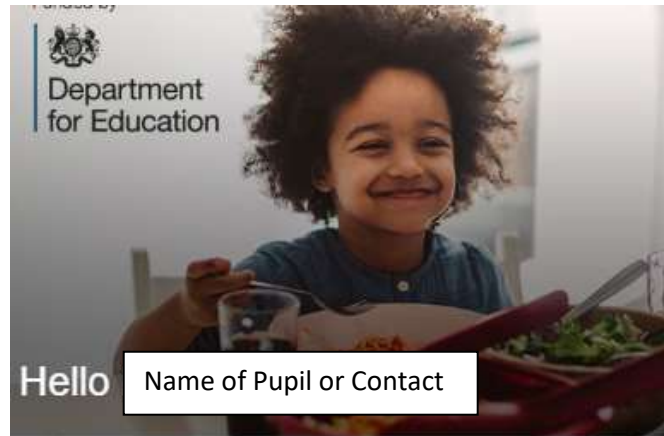


## FREE SCHOOL MEAL VOUCHER RECLAIM USING A MOBILE

Step 1 – You should receive an email like this from [hello@email.edenred.co.uk](mailto:hello@email.edenred.co.uk)

Step 2 – Click on the ‘Redeem your code’ button or visit [www.freeschoolmeals.co.uk](http://www.freeschoolmeals.co.uk)



Following the closure of schools as a result of the Covid-19 crisis, our priority is to ensure that those families with free school meals entitlement are given the financial support they need to feed their children at home. As an alternative, we are pleased to offer you a supermarket voucher of £30.

You can choose a voucher from the following supermarkets:

- Sainsburys
- Tesco
- Asda
- Morrisons
- Waitrose (John Lewis)
- M&S food

To choose your supermarket, follow the steps below to redeem your eCode and place your order. Please note that the eCode will expire after 1 month.

Redemption eCode:

0.

Follow these steps:

1. Click on 'Redeem your eCode'
2. Enter the unique 16 digit eCode above and follow the simple security checks
3. Select your chosen supermarket and check out.
4. Your eGift cards will arrive within 24 hours.

Please note that the supermarket vouchers cannot be used to purchase age restricted products, such as cigarettes and alcohol.

If you have any questions, please refer to these useful [FAQs](#).

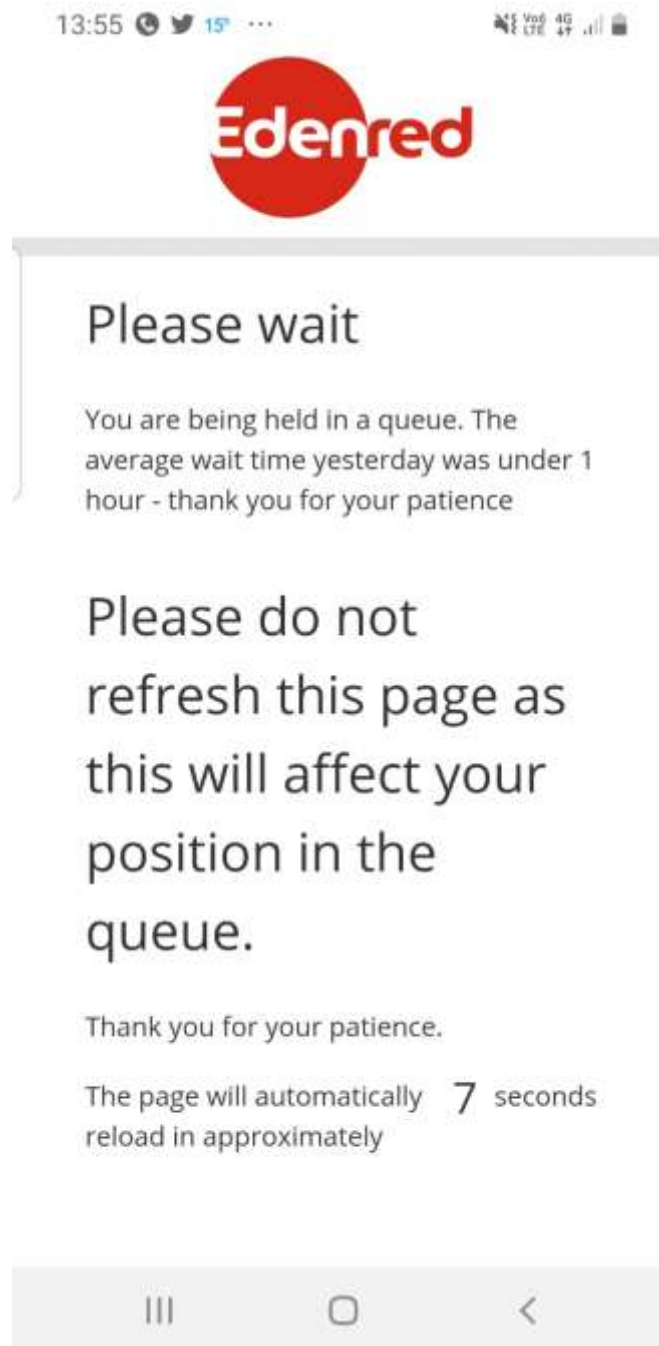
If the link doesn't work, please copy and paste the URL into your browser:  
<http://www.freeschoolmeals.co.uk>

Please do not reply to this email as this inbox is not monitored. Please refer to the FAQs for help.

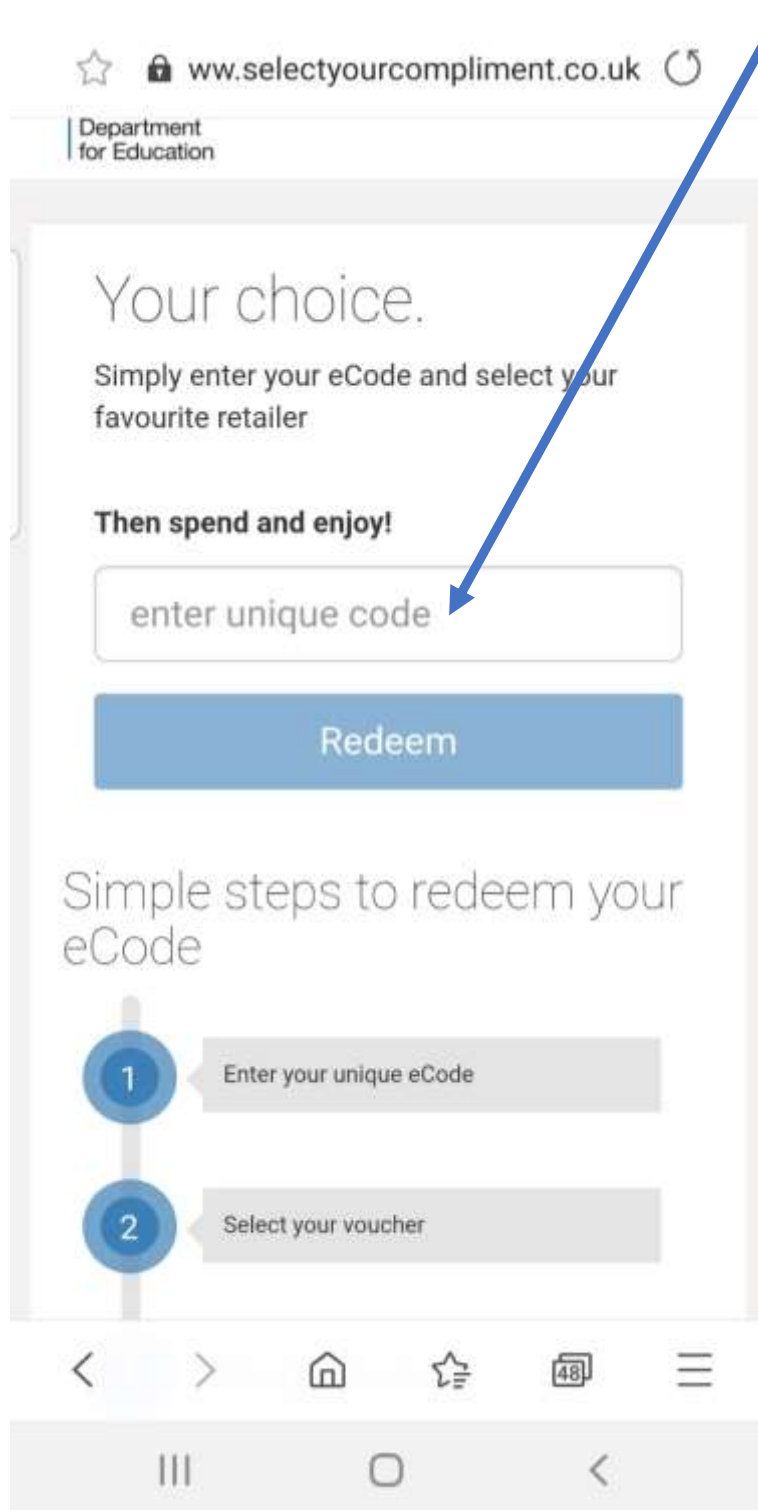
[Redeem your eCode](#)

## You may get a screen like this to access the website

(It will keep counting down from 15 seconds and refreshing until you get to the next screen)

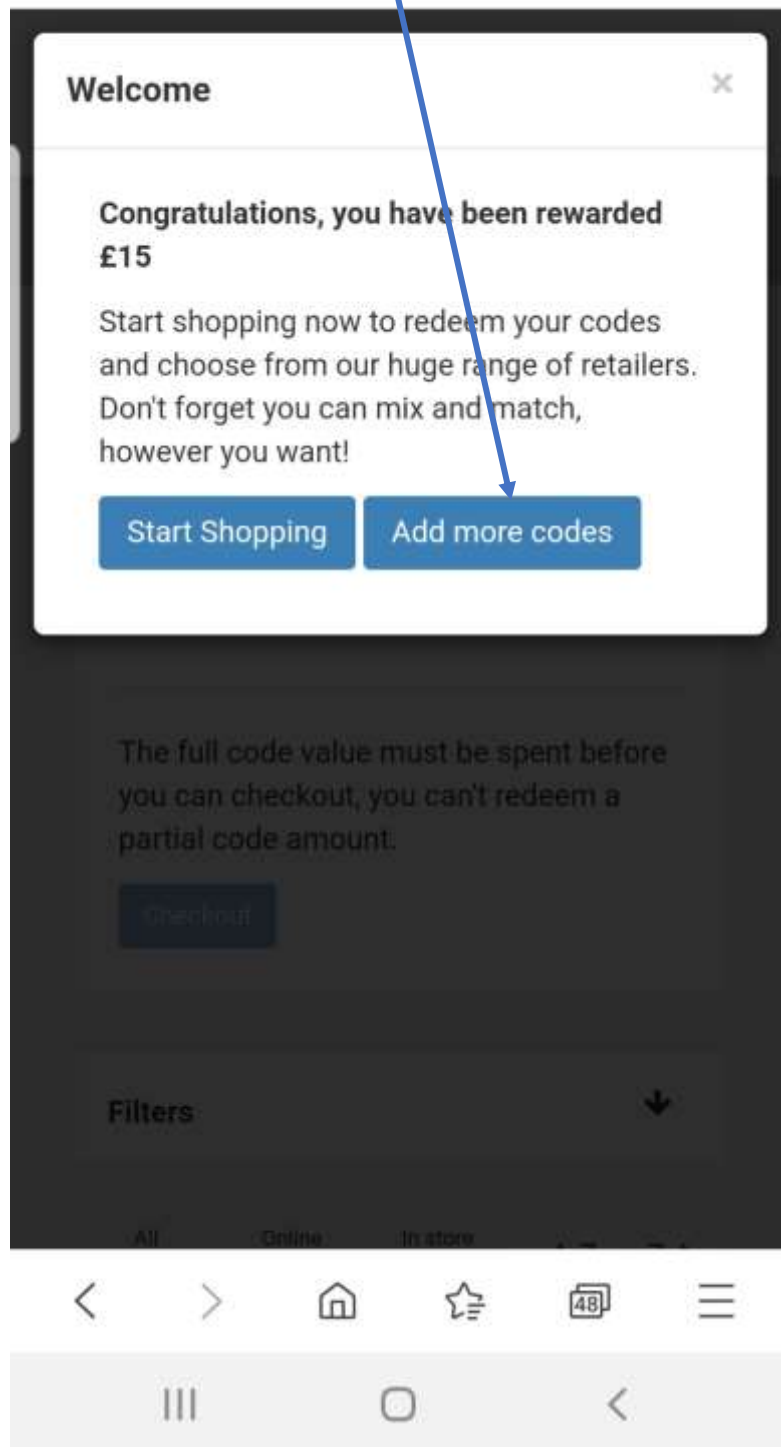


Step 3 – Enter the 16 digit code from your email an press ‘Redeem’

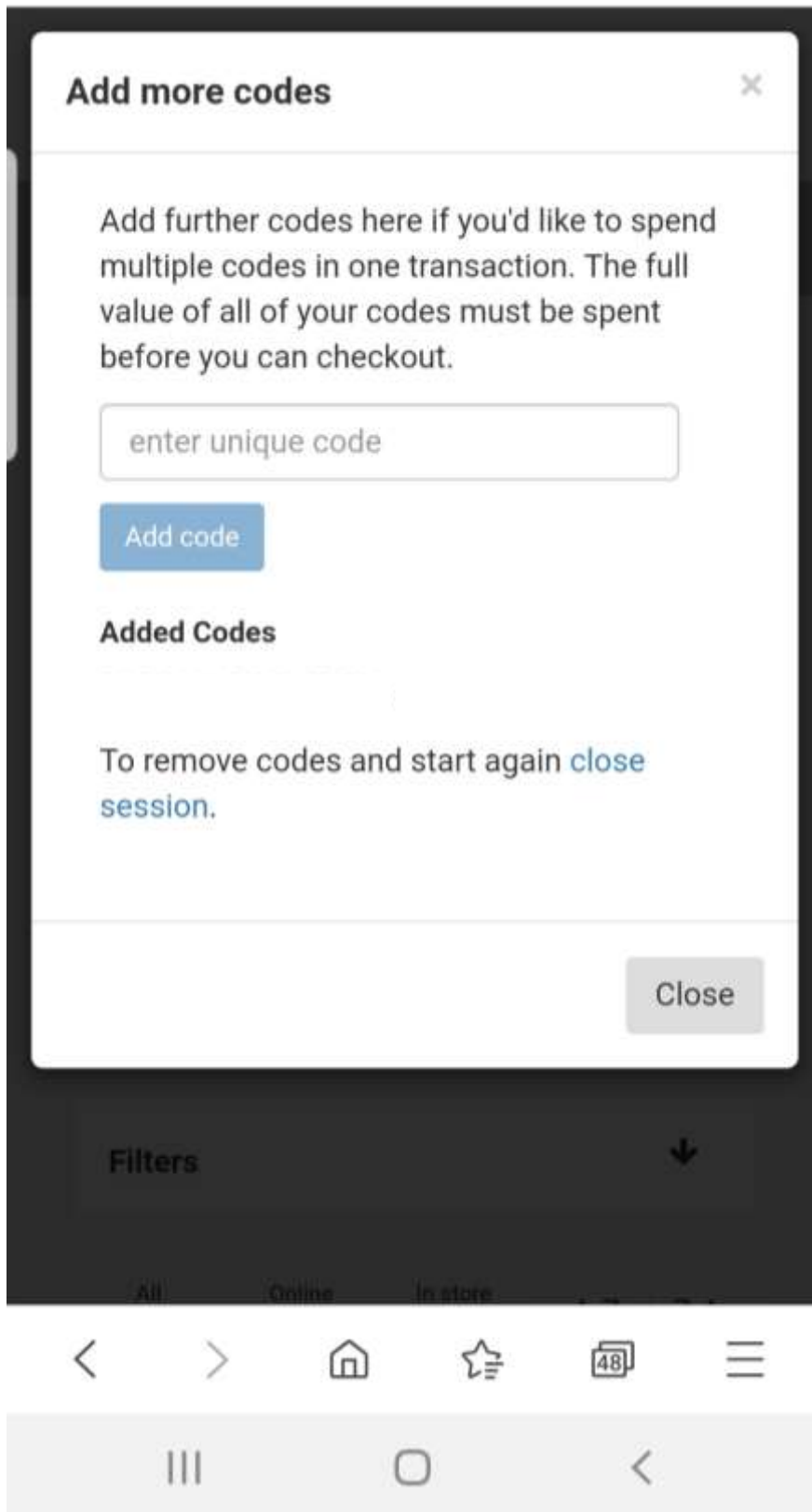


Step 4 – you should get a confirmation like this – click ‘Start Shopping’

You can also add another voucher code

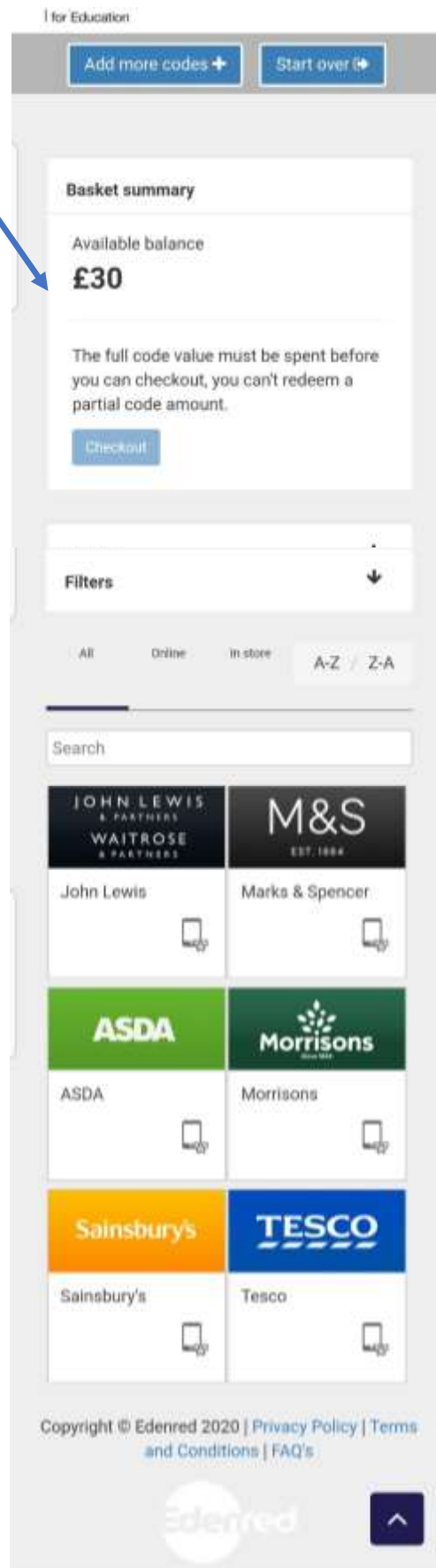


**Step 4b – Adding another code (only if you clicked ‘Add more codes’)**

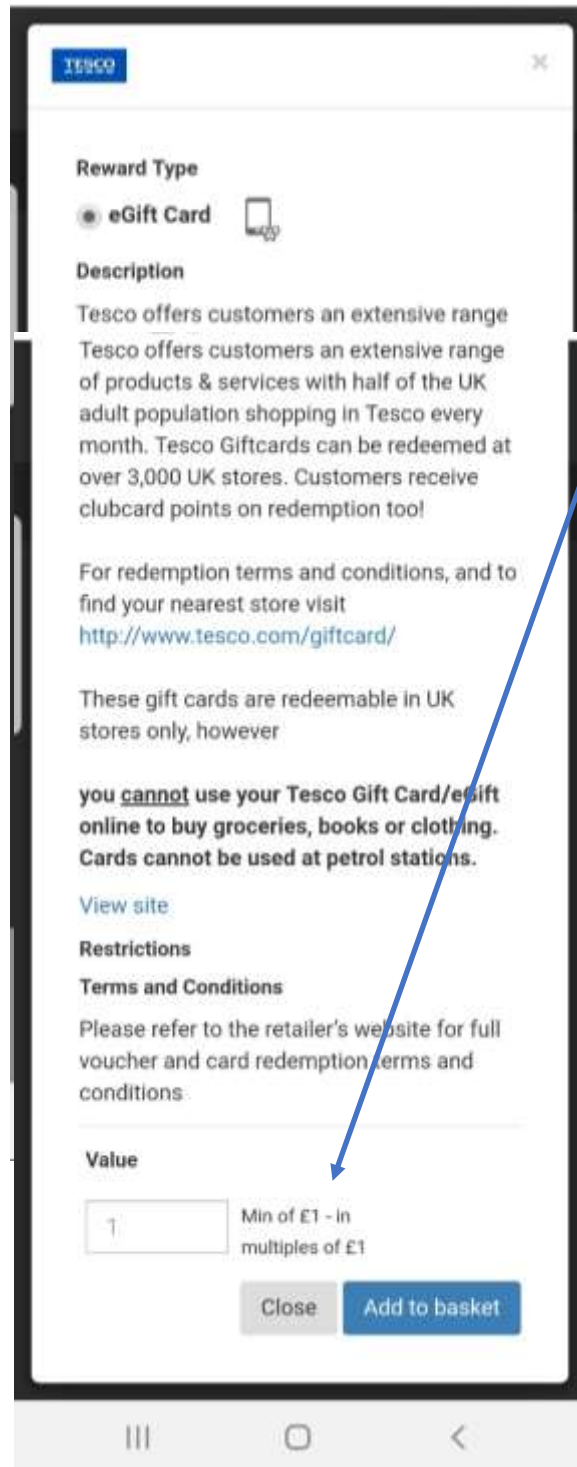


**Step 5 – Scroll down the page and Click on the Supermarket you want a voucher for and then back up and press ‘Checkout’**

**This bit tells you how much you have available**




Step 6 – Scroll down and enter the value of the voucher you want (upto the amount available) and click ‘Add to basket’ –



**TESCO**

**Reward Type**

eGift Card 

**Description**

Tesco offers customers an extensive range of products & services with half of the UK adult population shopping in Tesco every month. Tesco Giftcards can be redeemed at over 3,000 UK stores. Customers receive clubcard points on redemption too!

For redemption terms and conditions, and to find your nearest store visit <http://www.tesco.com/giftcard/>

These gift cards are redeemable in UK stores only, however

**you cannot use your Tesco Gift Card/eGift online to buy groceries, books or clothing. Cards cannot be used at petrol stations.**

[View site](#)

**Restrictions**

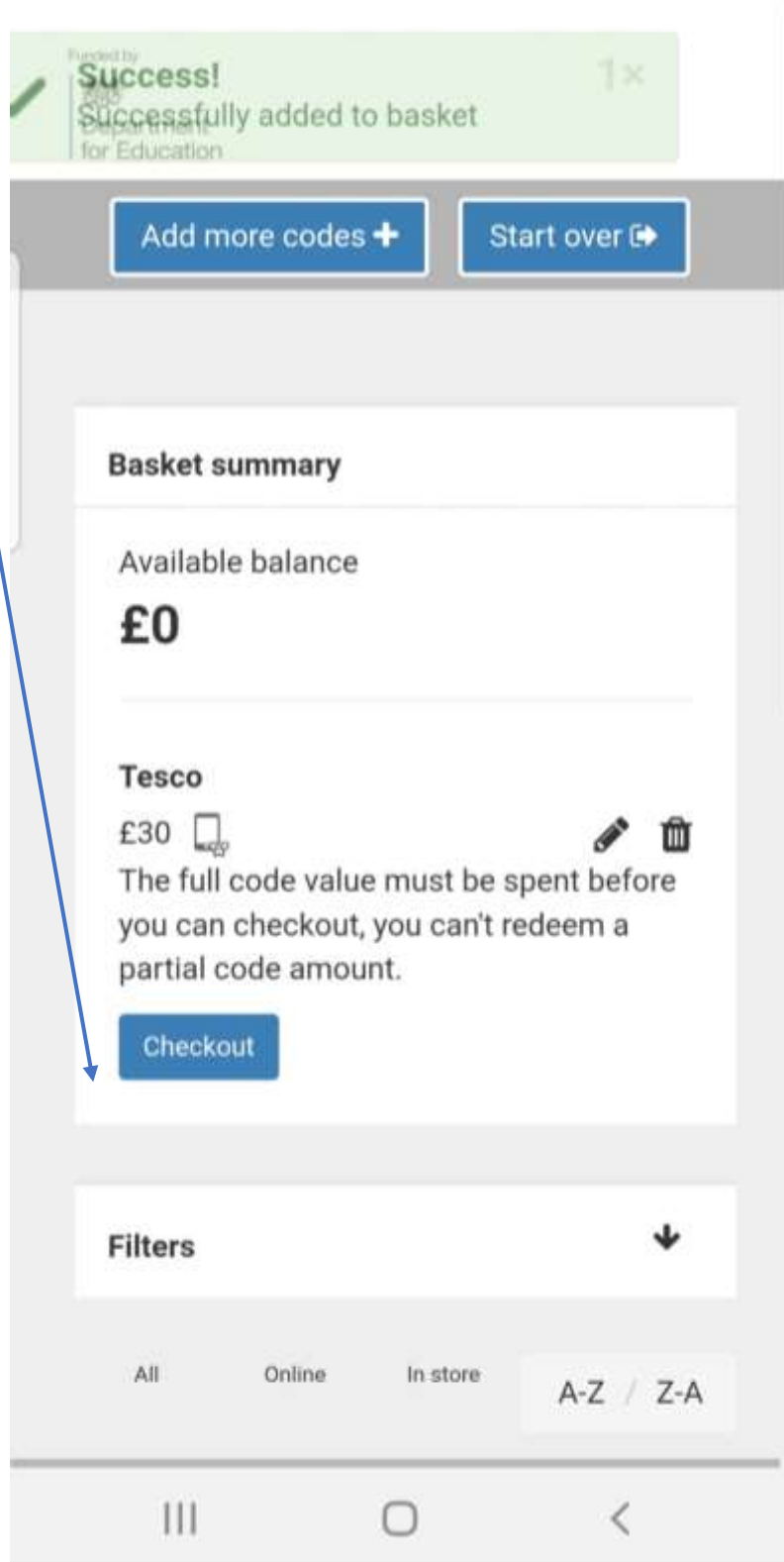
**Terms and Conditions**

Please refer to the retailer's website for full voucher and card redemption terms and conditions.

**Value**

Min of £1 - in multiples of £1

Step 7 – Click 'Checkout'





Step 8 – Enter your details, then press ‘Redeem’


www.selectyourcompliment.co.uk

Funded by  
Department for Education

Start over

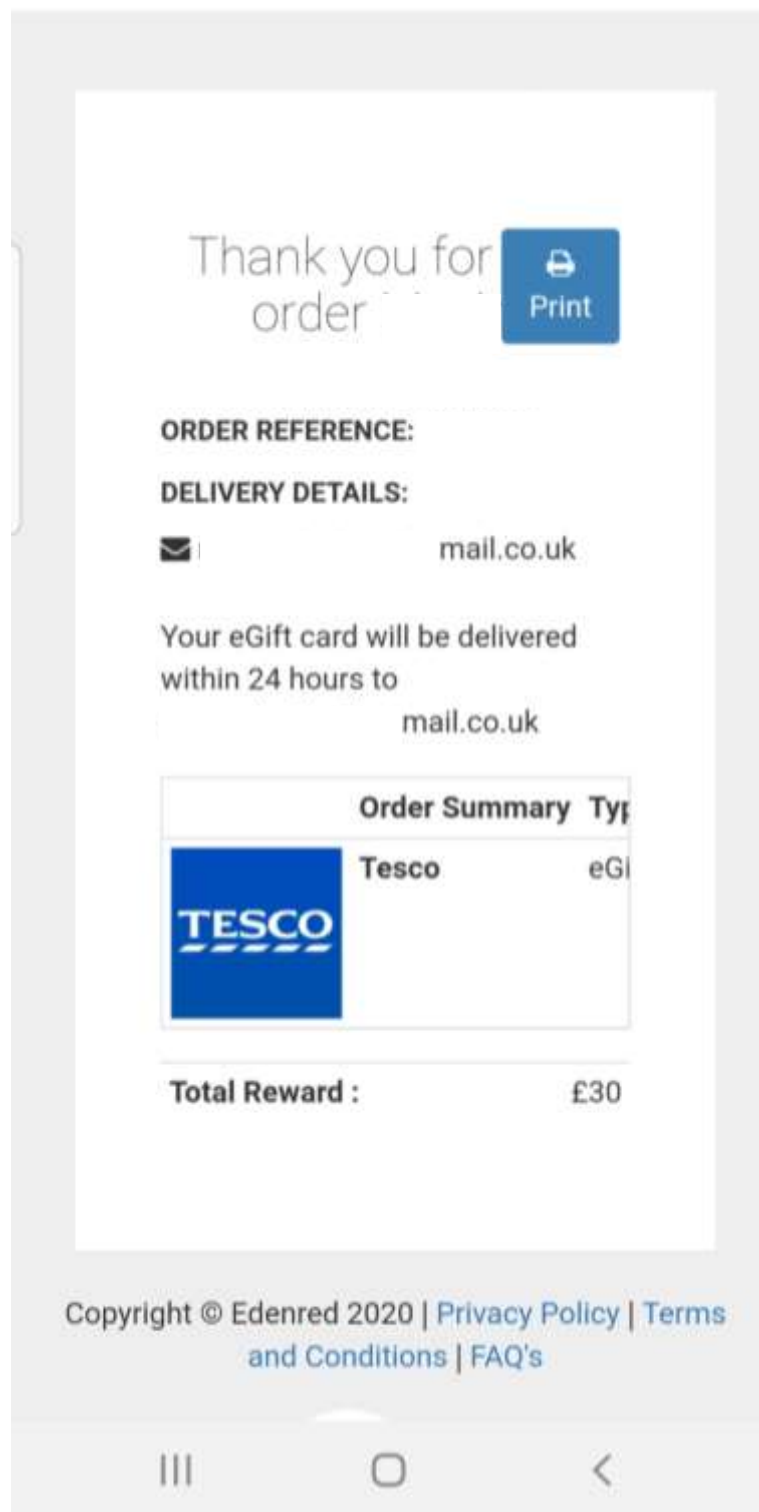
1 MY BASKET 2 ORDER CONFIRMATION

Items in your basket

 Tesco Remove item  
eGift Card

Basket summary		Delivery details	
Basket total	Remaining balance	<b>First name*</b>	<input type="text"/>
<b>£30</b>	<b>£0</b>	<b>Last name*</b>	<input type="text"/>
<a href="#">Continue shopping</a>		<b>Email*</b>	<input type="text"/>
		<b>Confirm Email*</b>	<input type="text"/>
		<b>Telephone</b>	<input type="text"/>
		<b>Mobile*</b>	<input type="text"/>
		<a href="#">Redeem</a>	

Step 9 – You should get a confirmation screen like this



Your voucher should then arrive in your email within 24 hours