

9 am

Good morning. Please practice tracing over your name using your name card and your special whiteboard pen.

It's time for a quiet few minutes.

Click on the blue link to do an online jigsaw.

[Winter Jigsaw](#)

Next click on the blue link to do some exercise.

[Fly Like a Dragon](#)

Reading



When you have finished, click on the blue link below to read a book online.

[A Walk in the Park](#)

10.15 am

Now it's time for our phonics lesson.

Now click on the blue link to listen to the:

[Phonics Song](#)

Please encourage your child to say the chant while you point at the letters below. They will need to say the letter sounds, not the letter names. Please encourage them to do the actions at the same time.



a is for apple,
b for bat and ball,
c is for caterpillar
 climbing up the wall.
d is for dinosaur,
e for elephant,
f is for flower, what
 a pretty scent.

g is for girl,
h is for horse,
i is for insect, climbing
 up my shorts.
j is for jumping,
k for kangaroo,
l is for legs, marching
 to the zoo.

m is for mountains,
n is for net,
o is for octopus,
 wiggly and wet.
p is for parrot,
q is for queen,
r is for rabbit, hopping
 on the green.

s is for snake,
t is for tower,
u for umbrella, keeps
 you dry in a shower.
v is for vulture,
w for wiggly worm,

x is for exercising fox,
 now you take a turn.
y is for yoyo,
 zip starts with **z**.
 Now I know my alpha-
 bet, it's all in my head.

A large, bold, black lowercase letter 'i' is positioned on the left side of the slide. It consists of a solid black dot above a vertical stem that curves slightly to the right at the bottom.

Ask your child what sound the letter makes and also what it is called. Please make sure they know this before you go onto the next slide. Click on the links to listen to a song, to have a go at forming the letter correctly on their whiteboard or in their exercise book and to watch an Alphablocks video.

[The i Song](#)

[Writing i](#)

[Alphablock i](#)

Make sure you do one click at a time on the next slide to make sure your child has the chance to tell you what letter the picture starts with before they are shown if they right or wrong.



a




i



i



i



t



t



p



s



p

The words you need are: ambulance, insect, iguana, tiger, pan, star, pirate, table, igloo

Now relax for a while – play with one of your toys!



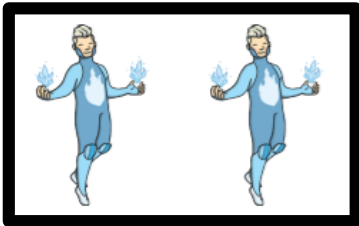
12 pm


Now it's time to do some Maths.

Click on the blue link to listen to a numbers song.

[How Many Fingers?](#)

Adults: Please put the document in slide show mode. Ask your child to point to count the number of animals in the box that appears and then to point to the correct number at the bottom of the page. Then click once for the correct number to fly in so they can see if they are right.





8



7



10



9

0

1

2

3

4

5

6

7

8

9

10

Well done! You have worked very hard this morning and now it's time for you to have some lunch and watch some TV or play a game on your tablet.

1.30 pm

I hope you had a lovely lunch!

Now it's time for our PSHE Lesson.

Today we're going to read the story

Grumpy Frog

and talk about how it's important to join in with and try things out even if we don't think they are our favourite things to do.

Sometimes also we think we really like something but it turns out to be wrong for us.

Here is a song you can listen and
try to sing along to.

Going On a Dragon Hunt

Well done! Now relax and do some yoga!

**Cosmic Kids – Cracker the Dragon of
Wonder**

After working so hard today, sit back and
listen to a story.

King Jack & the Dragon