

9 am

Good morning. Please practice tracing over your name using your name card and your special whiteboard pen.

It's time for a quiet few minutes.

Click on the blue link to do an online jigsaw.

[Love Monster Jigsaw](#)

Next click on the blue link to do some exercise.

**[Kids Hiit - Workout 2](#)**

When you have finished, go to

**[Reading Planet Online](#)**

and practice reading one of the books that I have allocated for you.

10.15 am

Now it's time for our phonics lesson.

Now click on the blue link to listen to the:

[Phonics Song](#)

Please encourage your child to say the chant while you point at the letters below. They will need to say the letter sounds, not the letter names.




**a** is for apple,  
**b** for bat and ball,  
**c** is for caterpillar  
climbing up the wall.  
**d** is for dinosaur,  
**e** for elephant,  
**f** is for flower, what  
a pretty scent.

**g** is for girl,  
**h** is for horse,  
**i** is for insect, climbing  
up my shorts.  
**j** is for jumping,  
**k** for kangaroo,  
**l** is for legs, marching  
to the zoo.

**m** is for mountains,  
**n** is for net,  
**o** is for octopus,  
wiggly and wet.  
**p** is for parrot,  
**q** is for queen,  
**r** is for rabbit, hopping  
on the green.

**s** is for snake,  
**t** is for tower,  
**u** for umbrella, keeps  
you dry in a shower.  
**v** is for vulture,  
**w** for wiggly worm,

**x** is for exercising fox,  
now you take a turn.  
**y** is for yoyo,  
zip starts with **z**.  
Now I know my alpha-  
bet, it's all in my head.



Ask your child what sound the letter makes and also what it is called. Please make sure they know this before you go onto the next slide. Click on the links to listen to a song, to have a go at forming the letter correctly on their whiteboard or in their exercise book and to watch an Alphablocks video.

[Letter w Song](#)

[Writing w](#)


[Alphablock w](#)

**Make sure you do one click at a time on the next slide to make sure your child has the chance to tell you what letter the picture starts with before they are shown if they right or wrong.**

# W

The words you need are egg, van, wolf, frog, jump, whale, cake, watermelon

Please ask your child what each picture is and then ask them if that word starts with 'w' or another letter.




e



j



v



w



w



c



f



w

**Now relax for a while – play with one of your toys!**

12 pm

Now it's time to do some Maths.


Click on the blue link to listen to a numbers song.

**[On the Farm](#)**

**Adults: Please put the document in slide show mode. Ask your child to point to count the number of animals in the box that appears and then to point to the correct number at the bottom of the page. Then click once for the correct number to fly in so they can see if they are right.**



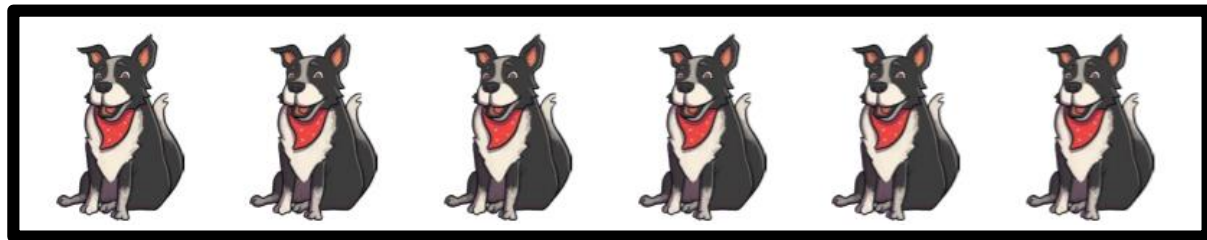
3




4



1



6



2



5

0

1

2

3

4

5

6

7

8

9

10







8



7



10



9

0

1

2

3

4

5

6

7

8

9

10

Well done! You have worked very hard this morning and now it's time for you to have some lunch and watch some TV or play a game on your tablet.

1.30 pm

I hope you had a lovely lunch!

Now it's time for our Literacy Lesson.

Today we're going to read the story:

## **Margaret and the Moon**

Now talk to your child about how Margaret always knew what she wanted to achieve and managed to do things through determination and hard work. You can also touch on the fact that long ago people thought that girls couldn't do the same jobs as boys and that Margaret showed that they were wrong. Also talk about the fact that it was because of Margaret being really good at Maths that the astronauts managed to land on the moon. Ask your child to draw a picture of Margaret and tell you about something that happened in the story.

Here is a song you can learn about dinosaurs. You can try to sing along.

### **Sun, Moon and Stars**

Well done! Now relax and do some yoga!

### **Star Wars - Cosmin Kids**

After working so hard today, sit back and listen to a story.

### **Back to Earth With a Bump**