

9 am

Good morning. Please practice tracing over your name using your name card and your special whiteboard pen.

It's time for a quiet few minutes.

Click on the blue link to play an online game.

[**Jo Jo and Gran Parcel Surprise Game**](#)

Next click on the blue link to do some exercise.

[Dance with Shapes](#)

Reading



When you have finished, click on the blue link below to read a book online.

[Big Voice, Little Voice](#)

10.15 am

Now it's time for our phonics lesson.

Now click on the blue link to listen to the:

[**Phonics Song**](#)

Please encourage your child to say the chant while you point at the letters below. They will need to say the letter sounds, not the letter names.



a is for apple,
b for bat and ball,
c is for caterpillar
 climbing up the wall.
d is for dinosaur,
e for elephant,
f is for flower, what
 a pretty scent.

g is for girl,
h is for horse,
i is for insect, climbing
 up my shorts.
j is for jumping,
k for kangaroo,
l is for legs, marching
 to the zoo.

m is for mountains,
n is for net,
o is for octopus,
 wiggly and wet.
p is for parrot,
q is for queen,
r is for rabbit, hopping
 on the green.

s is for snake,
t is for tower,
u for umbrella, keeps
 you dry in a shower.
v is for vulture,
w for wiggly worm,

x is for exercising fox,
 now you take a turn.
y is for yoyo,
 zip starts with **z**.
 Now I know my alpha-
 bet, it's all in my head.

Play this game with your child. It is important that they learn to listen to the initial sound in a word so they can find the initial letter for each word This helps them with learning the sounds of the alphabet.

Learn to Read Game









Watch this video with your child. Ask them to repeat the sounds as they come up on the video to help them to remember them.

i n – s t p n

Set 2 sounds – i n m d

The words you need are sun, astronaut, tap, pot, tent, pirate, star, apple

Please ask your child what sound each picture starts with.

| | | | |
|---|---|---|---|
|  | s |  | t |
|  | a |  | p |
|  | t |  | s |
|  | p |  | a |

Now relax for a while – play with one of your toys!

Now it's time to do some Maths.

Click on the blue link to listen to a song about shapes.


[2D Shapes Are Everywhere](#)

What shapes can we see in the world around us?


Make sure the document is in slide show mode. Use 1 click at a time to look at objects and sort them by their shape.




rectangle










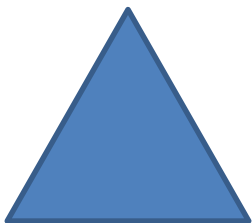


circle



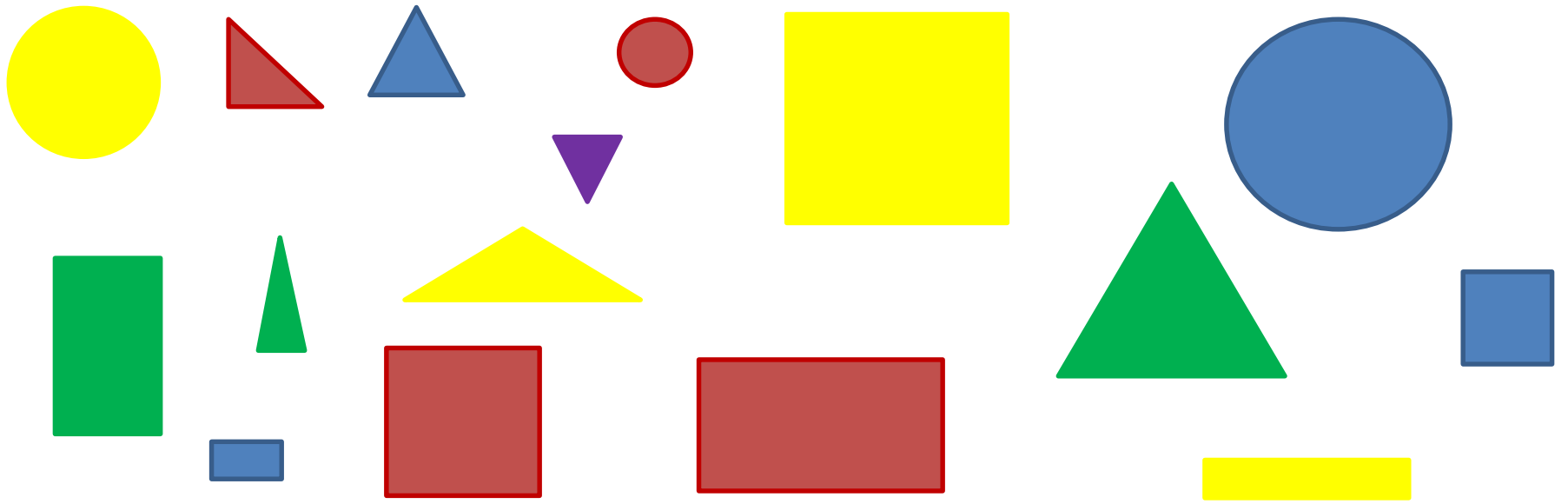


triangle



square





1.30 pm

I hope you had a lovely lunch!

Here is a song you can learn.
You can try to sing along.

The Bear Went Over the Mountain

Well done! Now relax and do some yoga.

Toy Surprise

After working so hard today, sit back and
listen to a story.

Peace At Last

Now use a toilet roll and some paper (can be coloured or you can colour it yourself) to make a model of Mr Bear from the story 'Peace At Last'



Here are a couple of Spanish songs that you can sing along to:

Hola!
Los Colores
Globos
Adios