

9 am

Good morning. Please practice tracing over your name using your name card and your special whiteboard pen.

It's time for a quiet few minutes.

Click on the blue link for a spot the difference game.

[Moon and Me Spot the Difference](#)

Next click on the blue link to do some exercise.

[PE With Joe](#)

Reading



When you have finished, click on the blue link below to read a book online.

[Goal!](#)

10.15 am

Now it's time for our phonics lesson.

Now click on the blue link to listen to the:

[Phonics Song](#)

Please encourage your child to say the chant while you point at the letters below. They will need to say the letter sounds, not the letter names. Please encourage them to do the actions at the same time.



a is for apple,
b for bat and ball,
c is for caterpillar
 climbing up the wall.
d is for dinosaur,
e for elephant,
f is for flower, what
 a pretty scent.

g is for girl,
h is for horse,
i is for insect, climbing
 up my shorts.
j is for jumping,
k for kangaroo,
l is for legs, marching
 to the zoo.

m is for mountains,
n is for net,
o is for octopus,
 wiggly and wet.
p is for parrot,
q is for queen,
r is for rabbit, hopping
 on the green.

s is for snake,
t is for tower,
u for umbrella, keeps
 you dry in a shower.
v is for vulture,
w for wiggly worm,

x is for exercising fox,
 now you take a turn.
y is for yoyo,
 zip starts with **z**.
 Now I know my alpha-
 bet, it's all in my head.

n

Ask your child what sound the letter makes and also what it is called. Please make sure they know this before you go onto the next slide. Click on the links to listen to a song, to have a go at forming the letter correctly on their whiteboard or in their exercise book and to watch an Alphablocks video.

[The n Song](#)

[Writing n](#)

[Alphablock n](#)

Make sure you do one click at a time on the next slide to make sure your child has the chance to tell you what letter the picture starts with before they are shown if they right or wrong.



n




t



a



p



n

i



n



s



a

The words you need are: nest, tent, ant, night, astronaut, star, nut, insect, pan, nest

Now relax for a while – play with one of your toys!


12 pm

Now it's time to do some Maths.

Click on the blue link to listen to a counting song.

[Ten Little Numbers](#)

Please use Slide Show mode. Ask your child to point to the number that they think should go first to put the numbers in order from smallest to biggest. Then click on the page so the numbers appear in the boxes so your child can check if they were right.



5




Writing the number 5

7



2



4



6



10



8




3




9




5




1



1



2




3



4



5




6



7



8



9



10



Well done! You have worked very hard this morning and now it's time for you to have some lunch and watch some TV or play a game on your tablet.

1.30 pm

I hope you had a lovely lunch!
Now it's time for our Literacy Lesson.

Today we're going to read the story:

Oliver's Vegetables

Now talk to your child about how Oliver thought he didn't like vegetables, when he helped his Grandad pick them, he actually liked them.

Ask your child to draw a picture of Oliver and their favourite vegetable and then write the sentence that they tell you for them.

Here is a song you can learn.
You can try to sing along.

Story Bots – Outer Space

Well done! Now relax and do some yoga

All About Rockets Yoga

After working so hard today, sit back and listen to a
story.

Miss Mouse Goes to Space