


	Key Stage 2 Data Summary 2016-2017							
	Reading %		Writing %		Maths %		Reading, Writing & Maths %	
Cohort: 22	Expected Standard	Above the Expected Standard	Expected Standard	Above the Expected Standard	Expected Standard	Above the Expected Standard	Expected Standard	Above the Expected Standard
School	86	36	77	8	82	32	77	4
National (Provisional)	71	Not currently available	76	Not currently available	75	Not currently available	61	Not currently available

	Key Stage 1 Data Summary 2016-2017							
	Reading %		Writing %		Maths %		Reading, Writing & Maths %	
Cohort: 26	Expected Standard	Above the Expected Standard	Expected Standard	Above the Expected Standard	Expected Standard	Above the Expected Standard	Expected Standard	Above the Expected Standard
School	78	26	70	7	63	4	63	4
National	Not currently available	Not currently available	Not currently available	Not currently available	Not currently available	Not currently available	Not currently available	Not currently available

	EYFS Data Summary 2016-2017								
	Good Level of Development (GLD) %	Reading %		Writing %		Maths %		Reading, Writing & Maths %	
		Expected +	Exceeding	Expected +	Exceeding	Expected +	Exceeding	Expected +	Exceeding
Cohort: 30									
School	76.7	76.7	13	76.7	0	83.3	3	76.7	0
National	Not currently available								

	Phonics Data Summary 2016-2017			
	Year 1			Year 2 Resits Cohort Tested: 5
Cohort:	2017 %	2016 %	2015 %	2017 %
School	73	78	69	80
National	Not currently available	81	77	Not currently available