



Helping your child with their
language learning.



Why learn a foreign language?


There are many 'hidden' benefits to language learning, whatever the language.

Some of these are:

- Children learn to appreciate their own culture and other cultures of the world.
- Language learning requires the application of different skills to other subjects and therefore develops cognitive flexibility.
- Listening skills are enhanced and communication improved.

And ...

- Language learning provides knowledge and information about the country and its culture.
- It exercises the brain and develops curiosity.
- It facilitates the learning of further languages later if required.



Here at Godalming Junior School...

The primary curriculum now requires a modern foreign language (MFL) to be taught at KS2.

At this school, the MFL taught is French.
This is taught by a specialist teacher, Mrs Angela Harvey Williams.



And the good news is ...

Most adults have learnt French when they were at school ...

...which makes YOU the best resource for helping your child learn and use some basic French!



So how can you help?

- Brush up on a few basics of your own French. There is plenty of help available online, and phrase books are useful and give hints on



pronunciation. Then start to use a number of simple phrases at home, so that your child becomes used to hearing the language and can learn to make simple responses with confidence.

...And


- Encourage your child to play language games to help embed their learning.
- Google ‘primary French games’ and you will find plenty of options.
- The BBC website has plenty of games, and it would be a good place to start.
- Below are some suggestions:

Online resources


- www.bbc.co.uk
- primarygamesarena.com
- www.crickweb.co.uk
- www.lightbulblanguages.co.uk
- Frenchgames.net

You will probably find many others, but make sure they are appropriate for primary school children (KS2, KS1).

Counting Activities

- Help your child to learn to count in French by counting the stairs, or counting steps in the park or garden.
- They can count other things at home too, e.g. spoons, tins in the cupboard, books on a shelf, anything will do!
- Use die  to practice counting and addition, and some board games may lend themselves to this too.
- Rote count with your child daily, gradually building up to 100.

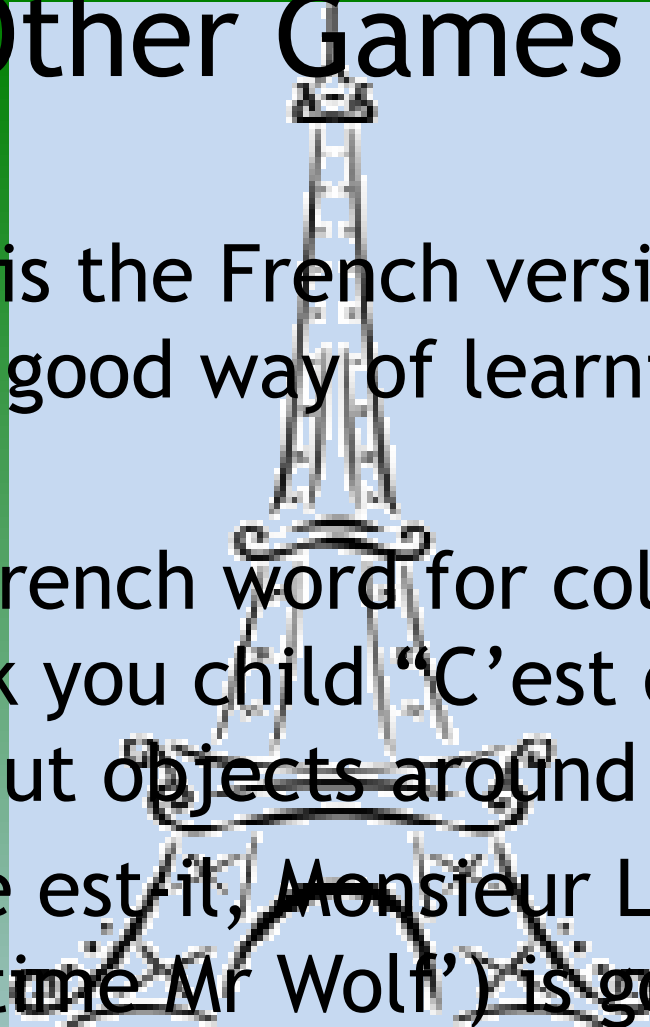
Un, deux, trois



quatre, cinq, six

Other Games

- ‘Jacques dit’ is the French version of ‘Simon says’ and is a good way of learning body parts.
- Go over the French word for colours, then constantly ask you child “C’est quel couleur?” about objects around the home.
- “Quelle heure est-il, Monsieur Loup?” (‘What’s the time Mr Wolf’) is good for counting and telling the time to the hour.



Do's and Don'ts

- Keep it fun - for both of you!
- Don't overload your child. If you are doing counting activities, wait until their counting is secure before you tackle colours, for example.
- Give lots of praise (*très bien, formidable, bravo, fantastique...!*)
- If you go on holiday to France, let your child use greetings, ask for things in shops, etc. Point out road signs, shop names, words in the environment.

Can I help you?

If you need my assistance with anything, I am available for a quick chat after school on Mondays, Wednesdays and Thursdays. Often it is pronunciation that parents struggle with, and I will be happy to help you with how to say key words or phrases that you may want to use around the home.

