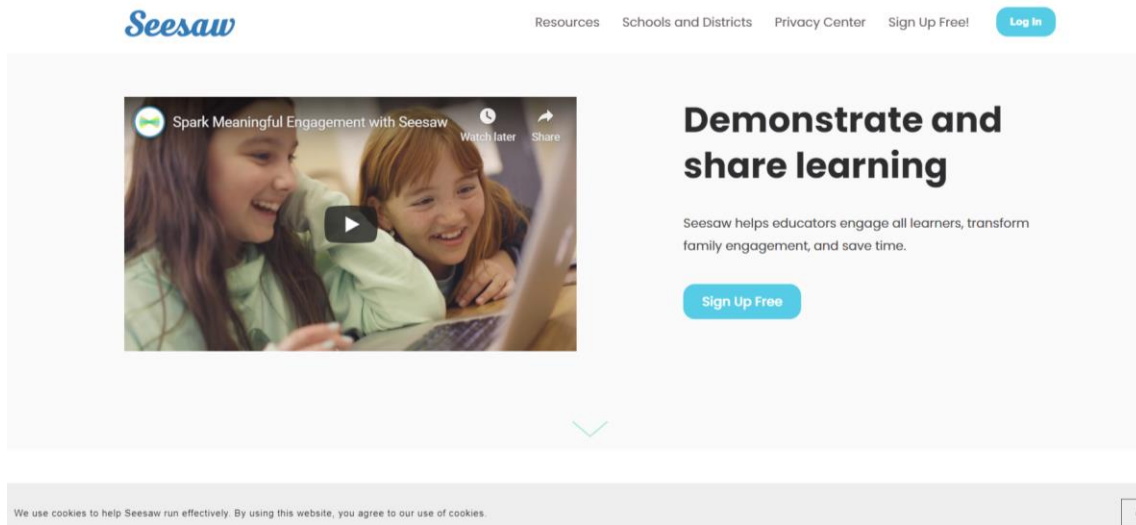



Step 1

Visit web.seesaw.me and click “log In”



Step 2


Select “I’m a student”



Step 3

Select “Sign in with google”

👤 Student Sign In 👤

 Sign In with Google


Email

Password

[Forgot Password?](#)

[Seesaw for Schools Clever Sign In](#)

TEXT CODE



Step 4

Use the same log-in details that you use for the chromebooks, or the login details you have been given.