

LEVEL CROSSING SAFETY PARENT'S FACT SHEET

RAIL LIFE

LEVEL CROSSINGS = LIFE SAVERS



Advice and information to help your child stay safe at level crossings.

There are approximately 6,500 level crossings in Britain. In the past five years, there have been 44 deaths at level crossings, with four last year. Although the number of deaths is low in Britain compared with other countries, many could have been prevented.

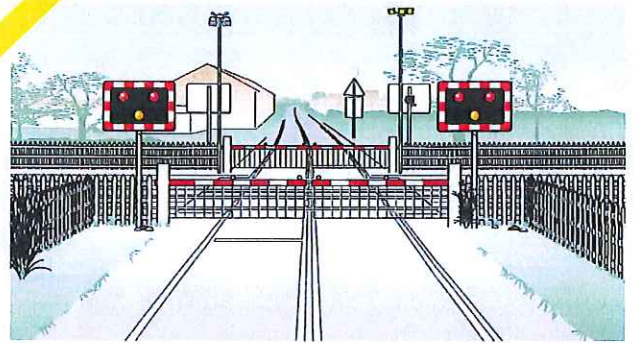
The safety of young people around the railway is a priority for Network Rail. That's why we've launched 'Rail Life', an initiative for young people, which will raise awareness of level crossing safety and grow to cover other rail safety campaigns. Lots of materials have been produced for teachers, community workers, parents and young people. You can help our 'Rail Life' initiative by speaking to your child about level crossing safety at home.

The Cross Safe rules

There are a number of different types of level crossings in Britain. You'll find information here about how to stay safe on the main ones.


Barrier crossings

There are two types of barrier crossings:
Full barrier crossings



These have warning lights and alarms. Two barriers cover the whole road and the alarm stops once the barriers are lowered.

Half barrier crossings



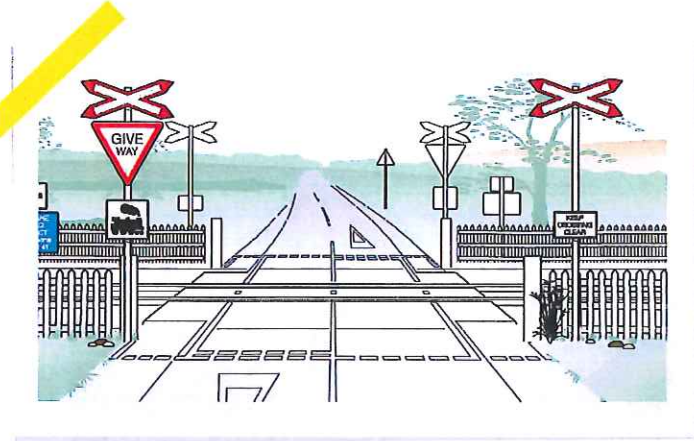
These have just one barrier that covers half the road and an alarm that continues until the barrier is raised.

At either crossing don't go around or jump the barrier when it is closing or down. Stick to the following rules, stay alert and remove your headphones, if you're wearing them.

Advice for pedestrians at a barrier crossing:

- **STOP** when you see the red lights flashing and hear the alarm ringing – stay behind the white line.
- **WAIT** if the red lights carry on flashing after the train's gone by – another train will be passing soon.
- **WALK** only when the lights go off and the barriers open. Continue to look both ways when crossing.

Open crossing




These crossings have no barriers and may not have warning lights.

Take extra care, stay alert and remove your headphones, if you're wearing them.

Advice for pedestrians at an open crossing:

- **STOP** when you reach the crossing.
- **LOOK** both ways to make sure that nothing is coming.
- **LISTEN** carefully before you cross and continue to look both ways when you are crossing.

Footpath crossing



You'll mainly find these in the country. There will be stiles or gates and some may not have warning lights.

It may seem like a peaceful spot – but take extra care, stay alert and remove your headphones, if you're wearing them.

Advice for pedestrians at a footpath crossing:

- **STOP** when you reach the crossing.
- **LOOK** both ways to make sure that nothing is coming.
- **LISTEN** carefully before you cross and continue to look both ways when you are crossing.

If the crossing has red warning lights you must not cross until they go green.

If there's a sign telling you to call for permission to cross, you must use the phone provided to speak to a member of the railway. They will tell you when to cross.

The facts

When talking to your child you might find some of these facts helpful:

1. The average intercity train weighs 400 tonnes – that's the equivalent of 80 elephants.
2. The average intercity train travels at 125 mph.
3. The stopping distance of an average intercity train is equivalent to 20 Premier League football pitches.
4. One third of the British public use level crossings, that's 21 million of us.
5. As well as risking your life, you could get fined up to £1,000 for being on a railway when you're not supposed to.
6. No one is allowed to jump the flashing lights at a level crossing, not even the police, fire brigade or ambulances.

To find out more please visit:

www.networkrail.co.uk/levelcrossings

For the 'Rail Life' website, primarily aimed at 11-17 year olds, visit www.rail-life.co.uk