










Animals of the African Savannah: Measurement Factsheet

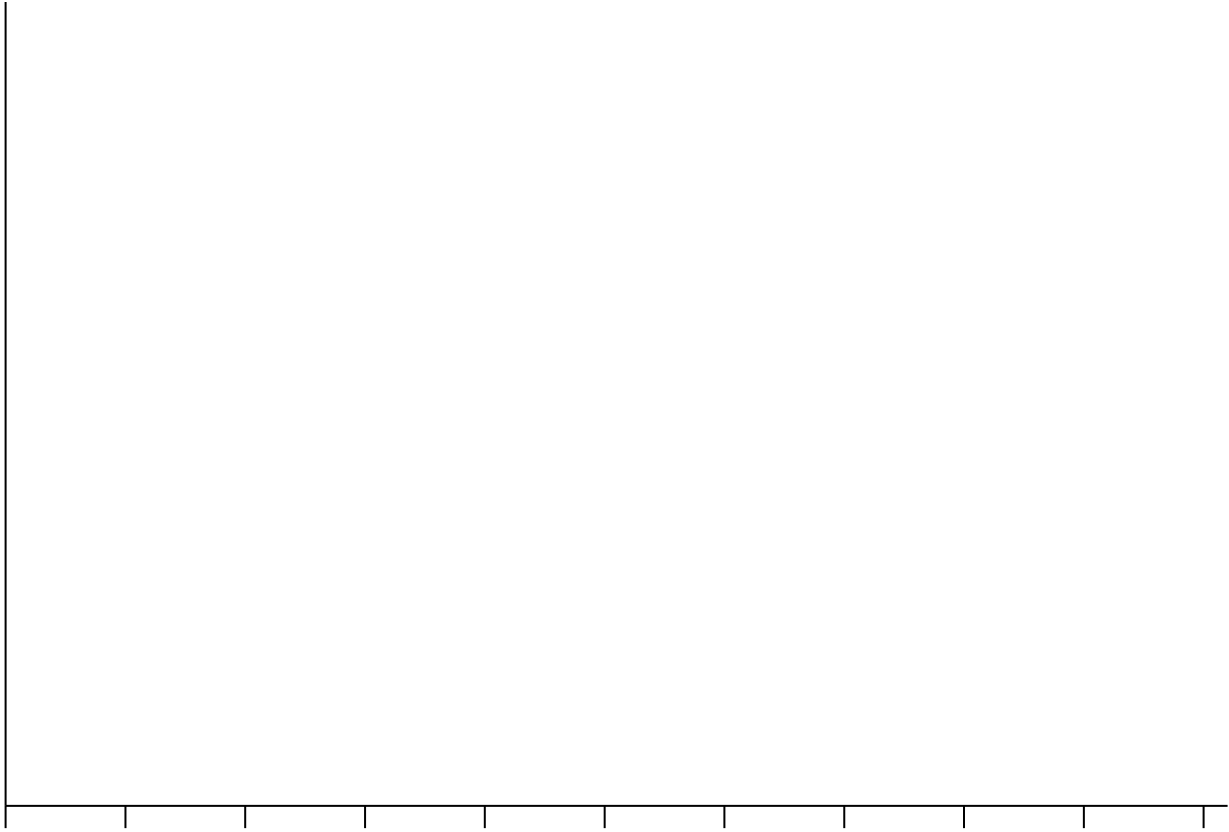
 <p>© J & A Scott / www.photoshot.com</p>	 <p>© Tony Hoald / naturepl.com</p>	 <p>© Richard Du Toit / naturepl.com</p>
<p>Lion (<i>Panthera leo</i>)</p> <p>Height: 1.2 m Length: 2.1 m Weight: 195 kg</p>	<p>African elephant (<i>Loxodonta africana</i>)</p> <p>Height: 3.3 m Length: 6.75 m Weight: 6,000 kg</p>	<p>White rhinoceros (<i>Ceratotherium simum</i>)</p> <p>Height: 1.78 m Length: 3.85 m Weight: 2,300 kg</p>
 <p>© www.JamesWarwick.co.uk</p>	 <p>© Peter Oxford / naturepl.com</p>	 <p>© Thomas Dressler / www.ardia.com</p>
<p>Hippopotamus (<i>Hippopotamus amphibius</i>)</p> <p>Height: 1.5 m Length: 4.2 m Weight: 2,400 kg</p>	<p>Leopard (<i>Panthera pardus</i>)</p> <p>Height: 0.63 m Length: 1.45 m Weight: 50 kg</p>	<p>Giraffe (<i>Giraffa camelopardalis</i>)</p> <p>Height: 5.3 m Length: 4.25 m Weight: 1,516 kg</p>
 <p>© Peter Blackwell / naturepl.com</p>	 <p>© Eric Lyons / naturepl.com</p>	 <p>© Anup Shah / Animals Animals</p>
<p>Topi (<i>Damaliscus lunatus</i>)</p> <p>Height: 1.15 m Length: 1.78 m Weight: 118 kg</p>	<p>Brown hyaena (<i>Hyaena brunnea</i>)</p> <p>Height: 0.75 m Length: 1.18 m Weight: 48 kg</p>	<p>Plains zebra (<i>Equus quagga</i>)</p> <p>Height: 1.28 m Length: 2.32 m Weight: 280 kg</p>

Handling Data: African Animal Maths Worksheet

1. Fill in the table below with the height, length and weight of each of the species on the 'Animals of the African Savannah: Measurement Factsheet'.
2. The measurements are given in metres (m). Can you convert them into centimetres (cm) and add them into the table?

	Height		Length		Weight
	Metres (m)	Centimetres (cm)	Metres (m)	Centimetres (cm)	Kilograms (kg)
African elephant					
Hippopotamus					
Giraffe					
White rhinoceros					
Plains zebra					
Topi					
Brown hyaena					
Leopard					
Lion					

3. Draw a bar chart that shows the height of each animal on the factsheet. Think carefully about which measurement to use (m or cm) and don't forget to label your graph!



4. Look at the graph. What is the name of the tallest animal?

5. What is the name of the smallest animal?

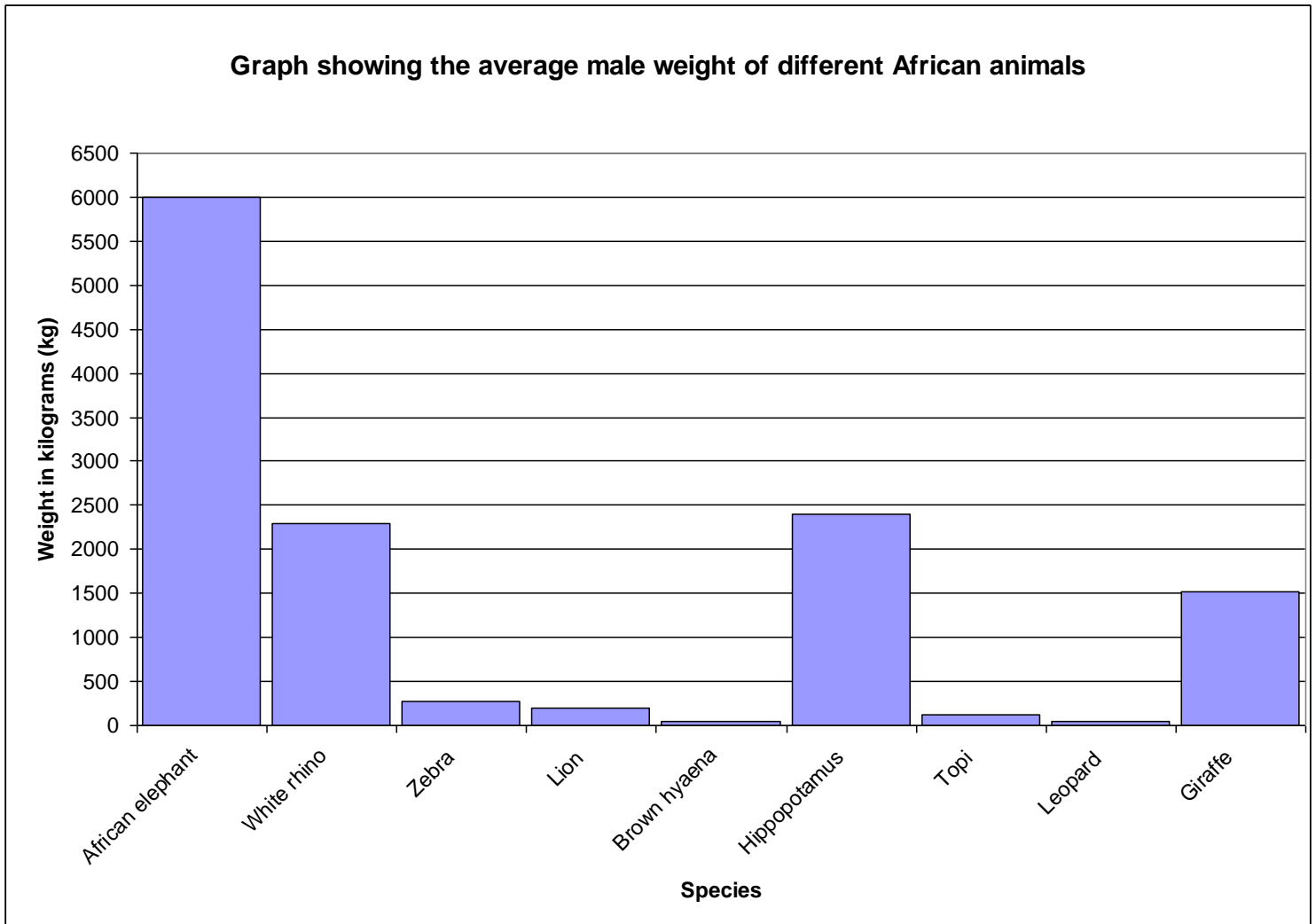
6. Draw a bar chart that shows the length of each animal on the factsheet. Think carefully about which measurement to use (m or cm) and don't forget to label your graph!



7. Look at the graph. Which animal is the longest?

8. Which animal is the shortest?

9. The graph below shows the weight (in kg) of some of the animals that live in the African savannah. Look at this graph carefully and write out at least five different questions that you could ask to help interpret this graph. Make sure you answer the questions as well!



1.

2.

3.

4.

5.