



Year 3 Progress Arithmetic

Name	
Class	
Date	

1

$72 - 10 =$

A large grid for working out the answer to the subtraction problem. The grid is 20 columns wide and 10 rows high. A rectangular box is drawn on the right side of the grid, spanning 10 columns and 2 rows, intended for the final answer.

1 mark

2

$16 + 4 + 4 =$

A large grid for working out the answer to the addition problem. The grid is 20 columns wide and 10 rows high. A rectangular box is drawn on the right side of the grid, spanning 10 columns and 2 rows, intended for the final answer.

1 mark

3

$56 + 8 =$

A large grid for working out the answer to the addition problem. The grid is 20 columns wide and 10 rows high. A rectangular box is drawn on the right side of the grid, spanning 10 columns and 2 rows, intended for the final answer.

1 mark

4

$8 \times 4 =$

1 mark

5

$503 - 100 =$

1 mark

6

$\frac{4}{7} + \frac{2}{7} =$

1 mark

7

$18 \div 3 =$

A large grid for working out the answer to the division problem.

1 mark

8

$798 + 10 =$

A large grid for working out the answer to the addition problem.

1 mark

9

$\frac{4}{5} - \frac{1}{5} =$

A large grid for working out the answer to the subtraction problem.

1 mark

10

$94 - 50 =$

1 mark

11

$213 + 52 =$

1 mark

12

$986 - 55 =$

1 mark

13

$9 \times 8 =$

A large grid for working out the answer to question 13. The grid is 20 columns wide and 10 rows high. A rectangular box is drawn on the grid, spanning 10 columns and 2 rows, intended for the student to write their answer.

1 mark

14

$\frac{1}{2} \text{ of } 26 =$

A large grid for working out the answer to question 14. The grid is 20 columns wide and 10 rows high. A rectangular box is drawn on the grid, spanning 10 columns and 2 rows, intended for the student to write their answer.

1 mark

15


$127 + 40 =$

A large grid for working out the answer to question 15. The grid is 20 columns wide and 10 rows high. A rectangular box is drawn on the grid, spanning 10 columns and 2 rows, intended for the student to write their answer.

1 mark

16


$378 + 154 =$



1 mark

17


$865 - 225 =$



1 mark

18


$64 \div 8 =$



1 mark

19


$432 - 300 =$



1 mark

20


$42 \times 3 =$



1 mark

21

$\frac{1}{3} \text{ of } 36 =$



1 mark

22

$555 + 78 =$

A large grid for working out the answer to question 22. The grid is 20 columns wide and 10 rows high. A rectangular box is drawn on the grid, spanning 10 columns and 2 rows, intended for the student to write their answer.

1 mark

23

$218 - 30 =$

A large grid for working out the answer to question 23. The grid is 20 columns wide and 10 rows high. A rectangular box is drawn on the grid, spanning 10 columns and 2 rows, intended for the student to write their answer.

1 mark

24

$\frac{1}{8} \text{ of } 40 =$

A large grid for working out the answer to question 24. The grid is 20 columns wide and 10 rows high. A rectangular box is drawn on the grid, spanning 10 columns and 2 rows, intended for the student to write their answer.

1 mark

28

$$\frac{3}{4} \text{ of } 28 =$$

1 mark

29

$$705 - 338 =$$

1 mark

30

$$32 \times 8 =$$

1 mark